



*The best time to plant is 25 years ago, the second-best time is today.*

## ACER

Acer Circinatum 'Pacific Fire'

### Pacific Fire Vine Maple

Size: 10-12'H x 10'W

Zone 5

A small, multi-stemmed, upright spreading tree. The bark is red and the leaves are a bright green in the spring and summer, turning to brilliant yellows, oranges, and reds in the fall. **Container**

Acer circinatum 'Pacific Fire'



Acer Circinatum 'Burgundy Jewel'

### Burgundy Jewel Vine Maple

Size: 6-10'H x 4'W

Zone 5

A dense, upright growing tree. In spring, leaves are maroon-red with orange overtones fading to red or bronze-green for summer. The fall color is orange to red. **Container**

Acer circinatum 'Burgundy Jewel'



Acer X Freemanii Autumn Blaze®

### Autumn Blaze® Jeffersred Maple

Size: 50-60'

Zone 4

A hybrid that is a cross between a Red Maple & Silver Maple. The dense oval shape has deeply lobed green foliage that turns a brilliant orange/red in fall. **Container**

Acer x free. Autumn Blaze®



## Acer Griseum 'Paper Bark Maple'

### Paperbark Maple

Size: 20'H x 15'W

Zone 5

An upright spreading tree with a rounded crown. Dark green trifoliate foliage becomes bright orange/red in the fall. Old bark peels to a cinnamon orange bark underneath. Sun to partial shade.

**B&B**

Acer griseum



## Acer Japonicum 'Aconitifolium'

### Full Moon Maple

Size: 8-10"H x 15'W

Zone 5

An upright, compact tree. Large dark green leaves in the summer are deeply divided and in fall, the colors are a brilliant crimson/scarlet shading into purple. AKA 'Dancing Peacock'.

**Container**

Acer J. 'Aconitifolium'



## Acer Palmatum 'Bihou'

### Bihou Japanese Maple

Size: 12-15'H x 10'W

Zone 5

An upright, vase shaped tree. This tree has bright yellow bark with green leaves that turn yellow and orange in the fall.

**Container**

Acer palmatum 'Bihou'



## Acer Palmatum 'Bloodgood'

### Bloodgood Japanese Maple

Size: 20'H x 15'W

Zone 5

An upright, rounded tree becoming broad topped with age. The purple/red foliage turns a scarlet red in the fall. Sun to partial shade.

**Container**

Acer palm. 'Bloodgood'



## Acer Palmatum Emperor 1®

### Emperor 1® Japanese Maple

Size: 15'H x 15'W

Zone 5

A small, upright, round shaped tree. The dark red foliage turns red in the fall.

**Container**

Acer palmatum Emperor 1®



## Acer Palmatum 'Fireglow'

### Fireglow Japanese Maple

Size: 15'H x 12'W

Zone 5

An upright shaped tree with purple red foliage. In fall the leaves become scarlet & crimson in color. Sun to partial shade.

**Container**

Acer palmatum 'Fireglow'



## Acer Palmatum 'Hubbs Red Willow'

### Willow Leaf Japanese Maple

Size: 10-12'H x 8'W

Zone 5

An upright shaped tree with delicate bamboo-like texture. In spring the leaves are bright red and by fall turn fiery oranges and reds.

**Container**

Acer palmatum 'Hubbs Red Willow'



## Acer Palmatum 'Koto-no-ito'

### Harp String Japanese Maple

Size: 6'H x 4'W

Zone 5

A broad upright with narrow, string-like, deeply divided leaf lobes. Branch structure is dense & twiggy. Leaves have a hint of red in spring, are green in summer & turn to yellow in fall. Bark is bright green & graceful. Sun to partial shade.

**Container**



## Acer Palmatum Metamorphosa® PW

### Metamorphosa® Japanese Maple

Size: 13'H x 10'W

Zone 5

A shrubby Japanese maple. In spring, the leaves emerge yellow with a pink border. By fall, the leaves turn a bright orange/red that turn eventually again to a deep red.

**Container**

Acer palmatum Metamorphosa®



## Acer Palmatum 'Mikawa Yatsubusa'

### Mikawa Yatsubusa Japanese Maple

Size: 6'H x 4'W

Zone 5

A compact, multi-branched bush. The green leaves grow closely together, overlapping one another like shingles on a roof creating a dense leaf cover. The leaves turn a vivid fiery red & darker red in fall. Sun to partial shade. **Container**

Acer palm. 'Mikawa Yatsubusa'



## Acer Palmatum 'Sango Kaku'

### Coral Bark Japanese Maple

Size: 20'H x 15'W

Zone 5

Small upright tree with brilliant coral bark on the young branches. Light green leaves become gold in the fall. Sun to partial shade. **Container**

Acer palm. 'Sango Kaku'



## Acer Palmatum 'Shindeshojo'

### Shindeshojo Japanese Maple

Size: 8-10'H x 10'W

Zone 5

This is a medium sized maple with brilliant red spring color. It gradually changes to mottled red to green in the summer and yellows, oranges and reds in the autumn months. **Container**

Acer palm. 'Shindeshojo'



## Acer Palmatum 'Shishigashira'

### Lion's Head Japanese Maple

Size: 12-15'H x 8-10'W

Zone 5

An upright, vase shaped tree that is compact & shrubby. Crinkled green foliage turns gold with rose & crimson in the fall. **Container**

Acer palm. 'Shishigashira'



## Acer Palm. 'Twombly's Red Sentinel'

### Twombly's Red Sentinel Japanese Maple

Size: 20'H x 15'W

Zone 5

A narrow upright shaped shrub-like tree. The dark red foliage maintains its color through the season. After the leaves drop, the branches darken to a deep red. Sun to part shade.

**Container**

Acer Palm. 'Twombly's Red Sentinel'



## Acer Palmatum 'Ukigumo'

### Floating Cloud Japanese Maple

Size: 15'H x 12'W

Zone 5

The tall shrub like tree is semi-dense. The foliage is light green with shades of pink & white becoming orange in the fall. Sun to partial shade.

**Container**

Acer palm. 'Ukigumo'



## Acer Palm. Dissectum 'Crimson Queen'

### Crimson Queen Laceleaf Japanese Maple

Size: 7'H x 10'W

Zone 5

A weeping shrub with deep red finely dissected foliage that holds its color well in summer. Fall foliage is scarlet. Sun to partial shade.

**Container**

Acer palm. diss. 'Crimson Queen'



## Acer Palm. Dissectum 'Inaba-Shidare'

### Inabe Shidare Laceleaf Japanese Maple

Size: 15'H x 20'W

Zone 5

A round, weeping mounded habit. The foliage is a deep purple/red that turns crimson in fall. Slow growing.

**Container**

Acer palm. diss. 'Inabe-Shidare'



## Acer Palmatum Dissectum 'Orangeola'

### Orangeola Laceleaf Japanese Maple


Size: 12-15'H x 6'W

Zone 5

A weeping shrub with bright orange/red foliage in spring turning brown/red with green in summer. Fall foliage is a bright orange/red. Moderate grower.

**Container**

Acer palm. diss. 'Orangeola'



## Acer Palmatum Dissectum 'Red Dragon'

### Red Dragon Laceleaf Japanese Maple

Size: 6'H x 6'W in 10 yrs

Zone 5

A weeping, mounded shrub. The deep purple/red leaves are deeply dissected. Fall foliage is a bright red.

**Container**

Acer palm. diss. 'Red Dragon'



## Acer Palm. Dissectum 'Spring Delight'

### Spring Delight Laceleaf Japanese Maple

Size: 3-4'H x 6-8'W

Zone 5

A weeping, mounded tree. The bright green leaves in spring are tipped in red and yellow/orange in the fall.

**Container**

Acer palm. diss. 'Spring Delight'



**Acer Palm. Dissectum 'Tamukeyama'**  
**Tamukeyama Laceleaf Japanese Maple**

Size: 6-10'H x 10'W Zone 5  
A weeping mound with deeply cut purple red foliage that becomes bright red in fall. **Container**

Acer palm. diss. 'Tamukeyama'



**Acer Palmatum Dissectum 'Viridis'**  
**Viridis Laceleaf Japanese Maple**

Size: 8-10'H x 8'W Zone 5  
Shrub forms a weeping mound. The deeply cut foliage is green becoming orange in fall. **Container**

Acer palm. diss. 'Viridis'



**Acer Palm. Dissectum 'Waterfall'**  
**Waterfall Laceleaf Japanese Maple**

Size: 6-10'H x 10'W Zone 5  
This tree has cascading branches with finely cut leaves that are green in the spring and gold in the fall. **Container**

Acer palm. diss. 'Waterfall'



**Acer Platanoides 'Crimson King'**  
**Crimson King Norway Maple**

Size: 35-45'H x 25-30'W Zone 4  
An oval shaped tree when young, becoming rounded with age. Foliage is a deep purple turning reddish/bronze in fall. **B&B, Container**

Acer plat. 'Crimson King'



**Acer Platanoides 'Crimson Sentry'**  
**Crimson Sentry Norway Maple**

Size: 25'H x 15'W Zone 4  
A compact, dense pyramidal, oval shaped tree. The deep purple foliage turns maroon to reddish bronze in fall. **Container**

Acer plat. 'Crimson Sentry'



**Acer Rubrum 'Armstrong'**  
**Armstrong Red Maple**

Size: 40-45'H x 15'W Zone 4  
This narrow shaped tree has light green foliage that becomes yellow to orange in fall. **Container**

Acer rubrum 'Armstrong'



**Acer Rubrum 'Brandywine'**  
**Brandywine Red Maple**

Size: 40'H x 30'W Zone 4  
A rounded oval shaped tree with green foliage that turns a deep red in the fall later than most red maples. **Container**

Acer rubrum 'Brandywine'



## Acer Rubrum 'Franksred'

### Red Sunset® Maple

Size: 45'H x 35'W

Zone 4

A large pyramidal shaped tree. Foliage is a dark glossy green that turns a brilliant orange/red to red in fall. **Container**

Acer rubrum Red Sunset®



## Acer Rubrum 'October Glory'

### October Glory Red Maple

Size: 40'H x 35'W

Zone 4

A rounded oval shaped tree with dense crown. Medium green foliage turns a deep red to reddish purple in the fall. Moderate to fast growing. **Container**

Acer rubrum 'October Glory'



## Acer Saccharum Green Mountain®

### Green Mountain® Maple

Size: 45'H x 35'W

Zone 5

An upright, oval variety of Sugar Maple trees with dark green foliage in the summer and orange-red color in the fall. **Container**

Acer saccharum Green Mountain®



## Acer Shirasawanum 'Jordan'

### Full Moon Maple

Size: 8-12'H x 4-6'W

Zone 5

A small tree of upright habit. Bright yellow leaves adorn this tree in the spring and turn brilliant orange and red in the fall. **Container**

Acer shirasawanum 'Jordan'



## ALBIZIA

### Albizia Julibrissin

### Mimosa Silk Tree

Size: 10-15'H x 15-20'W

Zone 6

A quick growing, cold hardy tree with fern like leaves and large, fluffy, pink, fragrant flowers in the summer. **B&B**

Albizia Silk Tree



## AMELANCHIER

### Amelanchier x Grand. Autumn Brilliance®

### Autumn Brilliance® Serviceberry

Size: 15-25'H x 15'W

Zone 4

A rounded, multi-stemmed shrub with white flowers in the spring, edible berries in the summer, and brilliant red-orange fall foliage. **Container**

Amelanchier Autumn Brilliance®



## Amelanchier x Grand. 'Robin Hill'

### Common Serviceberry

Size: 20'H x 15'W

Zone 4

A multi stemmed tree with fairly rounded form. In the spring, it has clusters of pink flowers and then dark green foliage.

In the fall, the leaves turn a red-orange.

**Container**

Amelanchier 'Robin Hill'



## BETULA

### Betula 'Jacquemontii'

#### Whitebarked Himalayan Birch

Size: 40'H x 30'W

Zone 5

An open branched oval shaped tree with bright white bark.

The dark green foliage turns yellow in the fall. Available in single and clump form.

**B&B**

Betula 'Jacquemontii'



### Betula Pendula 'Youngii', Twisted

#### Young's Weeping Birch

Size: 15'H x 20'W

Zone 2

A white birch with a twisted trunk. The slender, weeping branches create a graceful mound. Foliage is green becoming yellow in fall.

**Container**

Betula pendula 'Youngii'



## BUXUS

### Buxus X 'Green Mountain'

#### Green Mountain Boxwood

Size: 5'H x 3'W

Zone 5

An evergreen shrub with an upright, cone shaped habit that makes an excellent hedge when clipped. The foliage is bright green.

**B&B**

Buxus 'Green Mountain'



### Buxus Microphylla 'Julia Jane'

#### Julia Jane Boxwood

Size: 4-6'H x 4-6'W

Zone 5

An evergreen shrub with a dense, upright mound of small, glossy foliage that starts as bright lime green in spring and deepens to dark green for visual interest.

**B&B**

Buxus microphylla 'Julia Jane'



### Buxus Sempervirens 'Dee Runk'

#### Dee Runk Boxwood

Size: 8'H x 2'W

Zone 6

A columnar shaped shrub with deep glossy green foliage.

**B&B**

Buxus sempervirens 'Dee Runk'



## CARPINUS

Carpinus Betulus 'Fastigiata'

### Pyramidal European Hornbeam

Size: 35'H x 25'W

Zone 4

A dense, compact columnar tree that becomes oval with age. The dark green foliage turns yellow/orange in fall. Makes a great street tree.

**B&B, Container**

Carpinus betulus 'Fastigiata'



Carpinus Betulus 'Frans Fontaine'

### Frans Fontaine Hornbeam

Size: 35'H x 15'W

Zone 4

A sleek, columnar shaped tree with dark green spring to summer foliage that turns to golden yellow in the fall.

**B&B, Container**

Carpinus betulus 'Frans Fontaine'



Carpinus Betulus 'Lucas'

### Lucas Pyramidal European Hornbeam

Size: 20-30'H x 10-12'W

Zone 4

A narrow, columnar shaped tree with a dense habit. The dark green foliage turns yellow/orange in fall.

**B&B**

Carpinus bet. 'Lucas'



## CEDRUS

Cedrus Atlantica 'Glauca'

### Blue Atlas Cedar

Size: 40-60'H x 30-40'W

Zone 6

A pyramidal shaped evergreen with blue foliage on stiff, upright branches.

**B&B**

Cedrus atl. 'Glauca'



Cedrus Atlantica 'Glauca Pendula'

### Weeping Blue Atlas Cedar

Spread: 15-20'

Zone 6

The serpentine trunk sports weeping branchlets with blue needles. This attractive conifer can be trained into interesting shapes for a dramatic addition to the landscape.

**B&B**

Cedrus atl. 'Glauca Pendula'



Cedrus Atlantica 'Glauca Fastigiata'

### Columnar Blue Atlas Cedar


Size: 10-15'H x 10'W

Zone 6

A pyramidal form with blue/green foliage. It is narrow in shape with branches that grow at an ascending angle instead of horizontal or sweeping downwards.

**B&B**

Cedrus atl. 'Glauca Fastigiata'



Cedrus Atlantica 'Horstmann'

### Horstmann Blue Atlas Cedar

Size: 8-10'H x 5-6'W in 10 yrs

Zone 6

A slow growing, semi-dwarf evergreen with a pyramidal shape and blue/green needles.

**B&B**

Cedrus atl. 'Horstmann'



## Cedrus Deodara 'Aurea'

### Golden Deodara Cedar

Size: 25-35'H x 15'W

Zone 6

A pyramidal shaped conifer with golden yellow needles and arching branches. Slow to moderate growing. **B&B**

Cedrus deodora 'Aurea'



## Cedrus Deodara 'Electra Blue'

### Electa Blue Deodara Cedar

Size: 12-15'H x 10-15'W

Zone 6

A dense pyramidal shape with powdery blue needles.

This is a slow growing compact selection. **B&B**

Cedrus deodora 'Electra Blue'



## Cedrus Deodara 'Karl Fuchs'

### Karl Fuchs Himalayan Cedar

Size: 12-15'H x 4'W in 10 yrs

Zone 6

A pyramidal shaped conifer with golden yellow needles and arching branches. Slow to moderate growing. **B&B**

Cedrus deodora 'Karl Fuchs'



## Cedrus Libani 'Glauca Pendula'

### Weeping Blue Cedar of Lebanon

Size: 14'H x 2'W in 10 yrs

Zone 6

A powdery blue-green evergreen with a fast growing main leader and weeping, irregular growing branches **B&B**

Cedrus libani 'Glauca Pendula'



## CERCIS

### Cercis Canadensis

#### Eastern Redbud

Size: 20-30'H x 25-35'W

Zone 4

A multi-stem or low branching tree with ascending then spreading branches. The heart shaped leaves are green becoming yellow in fall. Reddish/purple flowers appear in spring becoming rosy/pink when open. Moderate to slow growing. **Container**

Cercis canadensis



### Cercis Canadensis 'Alba'

#### White Redbud

Size: 20-30'H x 25-35'W

Zone 4

An oval shaped tree with light green heart shaped foliage.

White flowers appear in spring. **Container**

Cercis can. 'Alba'



### Cercis Canadensis 'Appalachian Red'

#### Appalachian Red Redbud

Size: 20'H x 15'W

Zone 4

A rounded tree with dark green, glossy, heart shaped leaves.

Bright pink/fuschia colored flowers appear in early spring.

Fall foliage is yellow. **Container**

Cercis can. 'Appalachian Red'



## Cercis Canadensis Black Pearl™

### Black Pearl™ Eastern Redbud

Size: 20'H x 25'W

Zone 5

A rounded tree with that features maroon colored foliage and lavender-pink blooms purple flowers in early spring.

The leaves turn to greenish-yellow in the fall. **Container**

Cercis can. Black Pearl™



## Cercis Canadensis Flame Thrower®

### Flame Thrower® Redbud PP31,260

Size: 15-20'H x 15'W

Zone 5

A striking smaller tree with pink pea shaped blooms in the spring and reddish burgundy to yellow and green leaves in late spring and early summer.

**Container**

Cercis can. Flame Thrower®



## Cercis Canadensis 'Forest Pansy'

### Forest Pansy Redbud

Size: 15-25'H x 25'W

Zone 5

A round shaped tree with purple foliage and rosy/pink flowers in early spring.

**Container**

Cercis can. 'Forest Pansy'



## Cercis Canadensis Golden Falls®

### Golden Falls® Redbud PP31,658

Size: 8-10'H x 3-4'W

Zone 5

A tall, narrow, and weeping, deciduous tree with pea-like pink flowers in the spring and new leaves becoming a bright yellow.

**Container**

Cercis can. Golden Falls®



## Cercis Canadensis Hearts A'Fire™

### Hearts A' Fire™ Redbud

Size: 10-15'H x 10-15'W

Zone 5

A unique, small tree with dark pink flowers in the spring and heart shaped leaves of burgundy-red, orange, and gold.

**Container**

Cercis can. Hearts A'Fire™



## Cercis Can. 'Hearts Of Gold' PP17,740

### Hearts Of Gold Redbud

Size: 20-25'H x 18'W

Zone 5

A pyramidal shaped tree with gold heart shaped leaves.

Lavender/purple blooms appear in spring. **Container**

Cercis can. 'Hearts of Gold'



## Cercis Can. Midnight Express® PW

### Midnight Express® Redbud PP34,213

Size: 20-30'H x 10-20'W

Zone 5

An upright tree with massive pink blooms in the spring and heart shaped leaves of dark burgundy in the summer to include butterscotch interior leaves in the fall. **Container**

Cercis can. Midnight Express® PW



## Cercis Canadensis Rise 'N Shine™

### Rise 'N Shine™ Eastern Redbud

Size: 20-25'H x 15-20'W

Zone 5

A mid size, low maintenance tree with lavender/purple flowers in the spring with heart shaped canary yellow leaves that turn to green with orange tips and then bright orange in the fall.

**Container**

Cercis can. Rise 'N Shine™



## Cercis Canadensis The Rising Sun™

### The Rising Sun™ Eastern Redbud

Size: 10-12'H x 10'W

Zone 5

A compact, upright variety with rose-pink blossoms in the spring with heart shaped leaves of bright orange and peach turning to shades of orange, gold, and yellow.

**Container**

Cercis can. The Rising Sun™



## Cercis Can. 'Ruby Falls' PP22,097

### Ruby Falls Redbud

Size: 8-10'H x 5-6'W

Zone 5

A dwarf, weeping habit with maroon heart shaped leaves.

Dark rose flowers appear in spring.

**Container**

Cercis can. 'Ruby Falls'



## Cercis Canadensis Sparkling Wine™

### Sparkling Wine™ Eastern Redbud

Size: 10-12'H x 10'W

Zone 5

A small accent tree with rose flowers in the spring and glossy heart shaped leaves that are dark green with hints of burgundy to deep purple turning yellow in fall.

**Container**

Cercis can. Sparkling Wine™



## CHAMAECYPARIS

### Chamaecyparis Noot. 'Glauca Pendula'

#### Weeping Blue Alaska Cedar

Size: 30'H x 10-15'W

Zone 4

A slender, pyramidal weeping form evergreen conifer

with flattened sprays of blue green foliage.

**B&B, Container**

Cham. Noot. 'Glauca Pendula'



### Chamaecyparis Noot. 'Green Arrow'

#### Green Arrow Cedar

Size: 18-35'H x 2-5'W

Zone 4

An extremely narrow, upright tree with weeping branches that hang close to the trunk of blue-gray-green foliage.

**B&B**

Cham. Noot. 'Green Arrow'



## CORNUS

### Cornus Florida Cherokee Brave™

#### Cherokee Brave™ Dogwood

Size: 25'H x 22'W

Zone 5

Deep red flowers with a white throat appear on this upright spreading, rounded tree in spring. Foliage is a dark green that becomes burgundy red in fall with red berries in the fall.

**Container**



Cornus florida Cherokee Brave™

### Cornus Florida 'Cherokee Chief'

#### Cherokee Chief' Dogwood

Size: 25'H x 18'W

Zone 5

Ruby red flowers in the spring with yellow-variegated green foliage. The leaves turn a brick red in the fall and produces red berries from early to late fall.

**Container**



Cornus florida 'Cherokee Chief'

### Cornus Florida 'Cherokee Princess'

#### Cherokee Princess Dogwood

Size: 24'H x 20'W

Zone 5

Clusters of white flowers appear in spring on this upright, oval shaped tree. The green foliage turns red in fall with red berries appearing in late summer or fall.

**Container**



Cornus florida 'Cherokee Princess'

### Cornus Florida 'Cloud 9'

#### Cloud 9' Dogwood

Size: 15'H x 20'W

Zone 5

A spreading, broadly rounded crown tree with large showy white flowers in the spring and dark green leaves that turn to shades of red in the fall.

**Container**



Cornus florida 'Cloud 9'

### Cornus Florida X Hyperion®

#### Hyperion® Dogwood PP22,219

Size: 20-25'H x 20'W

Zone 5

An heavy flowering hybrid with striking white blooms and dark green foliage in the spring. In the fall, the leaves turn yellow, orange, and purple.

**B&B, Container**



Cornus florida x Hyperion®

### Cornus Florida Ragin' Red™

#### Ragin' Red™ Dogwood

Size: 20-25'H x 15-20'W

Zone 5

The flowers in the spring are the deepest red of any dogwood with deep burgundy leaves that transition to green and again to burgundy/red for the fall.

**Container**



Cornus florida Ragin' Red™

## Cornus Florida 'Rubra'

### Pink Dogwood

Size: 20'H x 20'W

Zone 5

A small upright, rounded tree with green foliage and pink flowers in spring. Foliage turns red in fall.

**Container**

Cornus florida 'Rubra'



## Cornus Kousa Blue Ray™

### Blue Ray™ Dogwood

Size: 20'H x 20'W

Zone 5

Large blue-green foliage with creamy white spring flowers. This has a unique vase-shaped form and a long bloom period with rich maroon foliage for extended seasonal interest.

**B&B, Container**

Cornus kousa Blue Ray™



## Cornus X 'Celestial Shadow'

### Celestial Shadow Dogwood

Size: 18-20'H x 15'W

Zone 5

An upright, rounded tree with white flowers in late spring/early summer and green and yellow variegated leaves.

**B&B, Container**

Cornus 'Celestial Shadow'



## Cornus Kousa Heart Throb® PP28,311

### Heart Throb® Dogwood

Size: 15'H x 15'W

Zone 5

A chinese dogwood known for its rich rose pink flower and pink berries in the fall. This small tree has green leaves that turn to a dark red in the autumn and peeling gray bark.

**Container**

Cornus kousa Heart Throb®



## Cornus Kousa 'Milky Way'

### Milky Way Chinese Dogwood

Size: 15-20'H x 15-20'W

Zone 5

A rounded to wide vase shaped tree with a strong horizontal habit. Creamy white flowers appear in spring. Dark green foliage turns reddish in fall with small red fruit appearing.

**Container**

Cornus kousa 'Milky Way'



## Cornus Kousa 'Rutpink' PP28,311

### Scarlet Fire® Dogwood

Size: 20-25'H x 15-20'W

Zone 5

In the spring, this small deciduous tree produces deep pink flowers that turn to strawberry-like fruit in the summer.

In the fall the leaves turn red and orange.

**B&B, Container**

Cornus 'Rutpink'



## Cornus Kousa 'Satomi'

### Satomi Dogwood

Zone 5

Size: 15-20'H x 20'W

Deep pink flowers appear in late spring/early summer on this round shaped tree. Foliage is green with red/scarlet tints in fall and small hanging red fruit.

**Container**

Cornus kousa 'Satomi'



## Cornus Kousa 'Summer Fun'

### Summer Fun Dogwood

Zone 5

Size: 15-18'H x 15'W

A small upright tree with a green and creamy-white variegated leaf. Leaves have a pink & white edge when they first appear. White flowers appear in late spring. Leaves become red-orange and pink in fall.

**Container**

Cornus kousa 'Summer Fun'



## Cornus Kousa 'Wolf Eyes'

### Wolf Eye Dogwood

Zone 5

Size: 15'

A small rounded tree with variegated green and white leaves. Star shaped white flowers appear in late spring. Foliage turns a pink/red hue in fall.

**Container**

Cornus kousa 'Wolf Eyes'



## Cornus Kousa X Nuttali Starlight®

### Starlight® Dogwood PP16,293

Zone 6

Size: 30'H x 20'W

An upright, oval shaped tree with creamy white flowers in spring. Dark green foliage turns red in fall.

**Container**

Cornus kousa x Starlight®



## Cornus Kousa X 'Eddie's White Wonder'

### Eddie's White Wonder Dogwood

Zone 6

Size: 25'H x 20'W

A hybrid cross between nuttali & florida, this small upright tree has large white flowers in early spring. The dark green foliage becomes a fiery red in fall with small red berries appearing.

**Container**

Cornus kousa x 'Eddie's White Wonder'



## Cornus X Venus®

### Venus® Dogwood PP16,309

Zone 6

Size: 25'H x 20'W

An upright, oval tree with large creamy white flowers in early summer. Dark green foliage becomes red to purple/red in fall with strawberry like fruit.

**B&B, Container**

Cornus Venus®



## Cornus X Rutban Aurora®

### Aurora® Dogwood

Size: 24'H x 20'W

Zone 6

A kousa florida hybrid with a rounded shape. The green foliage becomes reddish in fall. Dense white flowers emerge in spring.

**B&B**

Cornus Aurora®



## Cornus X Rutgan Stellar Pink®

### Stellar Pink® Dogwood

Size: 20-23'H x 20'W

Zone 5

A kousa florida hybrid with a rounded shape. The green foliage becomes reddish in fall. Blush pink flowers emerge in spring.

**Container**

Cornus Stellar Pink®



## FAGUS

### Fagus Sylvatica

### European Green Beech

Size: 50-75'H x 40-60'W

Zone 5

A pyramidal to oval shaped tree with dense dark green foliage. Foliage turns a reddish coppery bronze in the fall. **Container**

Fagus Sylvatica



## GLEDITSIA

### Gleditsia Triacanthos 'Golden Locust'

### Golden Honeylocust

Size: 30-40'H x 30-35'W

Zone 3

Upright, spreading, with a pyramidal to upright shape. Bright yellow new growth in the spring, green in the summer, and golden yellow in the fall. **Container**

Gleditsia 'Golden Locust'



### Gleditsia Triacanthos 'Select'

### Green Honeylocust

Size: 50-60'H x 30-35'W

Zone 3

A broad pyramidal shaped tree with dark green foliage becoming yellow in fall. **Container**

Gleditsia 'Select'



## HAMAMELIS

### Hamamelis X Int. 'Arnolds Promise'

### Arnold Promise Witch Hazel

Size: 20'H x 20'W

Zone 5

A vase shaped small to medium shrub with deep fragrant yellow flowers that appear on bare branches in winter. **Container**

Hamamelis 'Arnolds Promise'



## Hamamelis X Intermedia 'Diane'

### Diane Witch Hazel

Size: 8-12'H x 8-12'W

Zone 5

A rounded shrub with crimson red flowers that appear on bare branches in winter. Foliage is green before turning a rich orange/red in fall. **Container**

Hamamelis 'Diane'



## Hamamelis X Intermedia 'Jelena'

### Jelena Witch Hazel

Size: 15-20'H x 10-15'W

Zone 5

An upright, rounded shrub with rich coppery flowers that appear on bare branches in winter. Foliage is green. **Container**

Hamamelis 'Jelena'



## HIBISCUS

### Hibiscus Syriacus (Tree Form)

#### Rose Of Sharon

Size: 10'H x 6'W

Zone 5

A small medium sized plant grown in tree form. It is an upright, dense slender plant with bright green foliage. Flowers bloom continuously from July to Sept.

'Aphrodite' (single, pink, red eye)

**B&B, Container**

'Danica' (double, white-raspberry pink, ruffled) **Container**

'Minerva' (single, lavender, purple eye)

**Container**

Hibiscus 'Aphrodite'



Hibiscus 'Danica'



Hibiscus 'Minerva'



## HYDRANGEA- BUSH FORM

### Hydrangea pan. 'Limelight' PW

#### Limelight Hydrangea

Size: 6-8'H x 6-8'W

Zone 3

A hardy, low maintenance shrub known for its large, cone-shaped flowers that transition from lime green to creamy white and pink. **Container**



## HYDRANGEA- TREE FORM

### Hydrangea pan. 'Limelight' PW

#### Limelight Hydrangea- Std.

Size: 6-8'H x 4-5'W

Zone 3

Upright, rounded form of the tree is great for adding visual interest. The large, cone-shaped panicles emerge in bright lime-green, transition to creamy white and mature to pink and reds. **Container**

Hydrangea 'Limelight'



Hydrangea pan. Little Lime® PW

**Little Lime® PP22,330 Hydrangea- Std.**

Size: 4-6'H x 3-4'W

Zone 3

Compact and tidy with a naturally rounded, uniform shape. The rounded, cone-shaped panicles start as lime green, transition to creamy white and mature to soft pink. **Container**

Hydrangea Little Lime®



Hydrangea pan. Little Lime Punch® PW

**Little Lime Punch® PP33,207 Hydrangea- Std.**

Size: 3-5'H x 3-5'W

Zone 3

Compact habit and strong stems, its bloom emerge as lime green and change in an array of white, light pink, and Hawaiian Punch red throughout the summer. **Container**

Hydrangea Little Lime Punch®



Hydrangea pan. Vanilla Strawberry™

**Vanilla Strawberry™ PP20,670 Hydrangea- Std.**

Size: 4-6'H x 3-5'W

Zone 3

Upright and rounded, the leaves are dark green and oval-shaped. The blooms start as creamy white and shift to pale pink that deepen to strawberry/raspberry in the fall. **Container**

Hydrangea Vanilla Strawberry™



## JUNIPERUS

Juniperus Chinensis 'Spartan'

**Spartan Juniper**

Size: 12-15'H x 3-5'W

Zone 4

A rapid growing dense, pyramid shaped evergreen with dark green foliage. **Container**

Spartan Juniper



Juniperus Scopulorum 'Wichita Blue'

**Wichita Blue Juniper**

Size: 10-15'H x 4-6'W

Zone 3

A pyramidal, branched upright habit with dense blue foliage. **Container**

Wichita Blue Juniper



## LARIX

Larix Decidua 'Pendula'

**Weeping European Larch**

Size: 8-12'H x 10-12'W

Zone 3

An irregular, horizontal crown with a twisted trunk. Foliage is bright green becoming bright yellow in fall. **B&B, Container**

Larix dec. 'Pendula'



## MAGNOLIA

### Magnolia X 'Galaxy'

#### Galaxy Magnolia

Size: 30-35'H x 15-20'W Zone 5

A narrow cone-like tree with bright green foliage. Large reddish/purple flowers appear in late spring. **B&B**

Magnolia 'Galaxy'



### Magnolia Grand. 'Bracken's Brown Beauty'

#### Bracken's Brown Beauty Magnolia

Size: 20-30'H x 10-15'W Zone 6

Evergreen leaves are dark green with copper or rust felt like underside. The flowers are a creamy white and fragrant. **Container**

Magnolia 'Bracken's Brown Beauty'



### Magnolia Grandiflora 'Kay Parris'

#### Kay Parris Magnolia

Size: 10-15'H x 6-8'W Zone 6

Dark green evergreen leaves with a distinctive copper-brown underside. The flowers are large creamy white and fragrant **Container**

Magnolia 'Kay Parris'



### Magnolia X 'Jane'

#### Jane Magnolia

Size: 10-15'H x 5-10'W Zone 4

A small, upright spreading tree with medium green foliage. Lightly fragrant reddish purple flowers with pale pink centers appear in spring. **Container**

Magnolia 'Jane'



### Magnolia X 'Leonard Messel'

#### Leonard Messel Magnolia

Size: 15-20'H x 12-15'W Zone 5

A small-medium tree with an upright, rounded shape. The flowers are large pale pink on the outside, fading to light purple or magenta on the inside. **Container**

Magnolia 'Leonard Messel'



### Magnolia X 'Dr. Merrill'

#### Dr. Merrill Magnolia

Size: 15-25'H x 10-15'W Zone 5

A graceful, rounded habit growing to a small to medium sized tree. Large, glossy green leaves are the backdrop to the star-shaped, white flowers. The fragrance is lightly sweet. **Container**

Magnolia 'Dr. Merrill'



## Magnolia X 'Shirazz'

### Shirazz Magnolia

Size: 15-25'H x 8-12'W

Zone 5

A broadleaf, deciduous tree with green foliage and burgundy, pink, and purple flowers.

**Container**

Magnolia 'Shirazz'



## Magnolia X Soulangiana

### Saucer Magnolia

Size: 20-25'H x 20-25'W

Zone 5

An irregular shaped, multi-trunk tree with a spreading habit. Foliage is dark green turning yellow in fall. Pink & white saucer shaped flowers appear in spring.

**B&B**

Saucer Magnolia



## Magnolia X Soulangiana 'Genie'

### Genie Magnolia

Size: 10-15'H x 8-12'W

Zone 5

A compact, bushy shape with a rounded crown. The large, glossy dark leaves turn yellow before dropping in the fall. The flowers are vibrant pink with white interiors.

**Container**

Magnolia x soulangiana 'Genie'



## Magnolia Stellata 'Royal Star'

### Royal Star Magnolia

Size: 10-20'H x 8-15'W

Zone 5

A round, upright spreading shrub with green foliage becoming yellow to bronze in fall. Fragrant, large, double white flowers appear in spring. Also sell tree form.

**B&B, Container**

Magnolia stellata 'Royal Star'



## Magnolia Virginiana 'Moonglow'

### Moonglow Sweet Bay Magnolia

Size: 35'H x 18'W

Zone 5

An upright, rounded semi-evergreen shrub with green foliage that loses leaves late winter. Lemon-scented, creamy white flowers emerge in summer.

**Container**

Magnolia virginiana 'Moonglow'



## Magnolia Acuminata 'Butterflies'

### Butterflies Magnolia (Tree Form)

Size: 20-30'H x 20'W

Zone 4

A pyramid shaped tree with green foliage. Rich, yellow flowers appear in early spring.

**Container**

Magnolia 'Butterflies'



## Magnolia Acuminata 'Elizabeth'

### Elizabeth Magnolia (Tree Form)

Size: 25-40'H x 12-20'W

Zone 5

An upright, pyramid shaped tree with dark green foliage. Fragrant, yellow flowers appear in spring on bare branches.

**Container**

Magnolia 'Elizabeth'



## MALUS

Malus X 'Shotizam'

### Show Time™ Crabapple

Size: 20'H x 20'W

Zone 4

A broad oval to rounded crabapple tree that produces densely clustered, showy fuchsia-pink flowers in mid-spring. The foliage is dark green in summer with red fruit in autumn. **Container**

Malus Show Time™ Crabapple



Malus 'Sutyzam'

### Sugar Tyme Crabapple

Size: 14-20'H x 10-15'W

Zone 4

An upright, oval shape with glossy, rich green leaves that turn bronze-yellow in the fall. The tree produces pale pink buds that open into pure white flowers in mid-spring. **Container**

Malus Sugar Tyme Crabapple



## METASEQUOIA

Metasequoia glyptostroboides

### Dawn Redwood

Size: 75-100'H x 15-25'W

Zone 4

A narrow, conical shape. Its bright green leaves turn bronze, yellow-brown, or copper in autumn before shedding. The bark is fibrous and orange-brown. **B&B, Container**

Metasequoia glyptostroboides



Metasequoia glyptostroboides Amber Glow™

### Amber Glow™ Redwood

Size: 25'H x 15'W

Zone 5

The leaves emerge in spring with a hint of burgundy before turning bright yellow and finally a glowing orange in autumn. Fast growing yet compact. **Container**

Metasequoia Amber glow™



## NYSSA

Nyssa sylvatica 'Wildfire'

### Wildfire Tupelo

Size: 15-20'H x 10-15'W

Zone 5

Slow to moderate growth with a compact, pyramidal form with a well balanced crown. In fall, the leaves transform into an explosion of red, purple, and orange hues. **Container**

Nyssa sylvatica 'Wildfire'



## PARROTIA

Parrotia Persica 'Vanessa'

### Vanessa Upright Ironwood Tree

Size: 28'H x 10-14'W

Zone 5

A narrow, columnar tree with medium-dark green foliage that becomes yellow, orange, red in fall.

**B&B**

Parrotia 'Vanessa'



## PICEA

Picea Abies 'Little Gem'- Std.

### Little Gem Norway Spruce

Size: 6-10'H x 3-5'W

Zone 3

A dwarf cultivar of the Norway Spruce, valued for its compact size. The needles are dark green and it produces small cylindrical cones.

**Container**

Picea abies 'Little Gem'- Std.



Picea Abies 'Pendula'

### Weeping Norway Spruce

Size: 3'+H x 10'W

Zone 3

An evergreen with weeping spreading branches and green needles. Height is 3' tall and taller if staked.

**Container**

Picea abies 'Pendula'



Picea Glauca 'Pendula'

### Weeping White Spruce

Size: 20-30'H x 6-10'W

Zone 2

A tall evergreen with weeping branches and green needles.

**Container**

Picea glauca 'Pendula'



Picea Pungens 'Glauca Globosa' – Low

### Dwarf Globe Blue Spruce

Size: 3-5'H x 4-6'W

Zone 2

A dwarf and globe-shape with branched broadly pyramidal form. Silvery-blue needles.

**Container**

Picea pungens 'Glauca Globosa'- Low



Picea Pungens 'Glauca Globosa' – Std.

### Dwarf Globe Blue Spruce


Size: 3'H x 3-5'W

Zone 2

A beautifully compact, ornamental tree with striking blue foliage in a round, globe-shaped form.

**Container**

Picea pungens 'Glauca Globosa'- Std.



Picea Pungens 'The Blues'

### The Blues Colorado Spruce

Size: 6'H x 2'W in 10 yrs

Zone 3

A staked evergreen with graceful weeping branches and bright, silver-blue needles.

**Container**

Picea pungens 'The Blues'



## PINUS

Pinus Nigra 'Oregon Green'

### Oregon Green Austrian Pine

Size: 10-12'H x 8-10'W in 10 years

Zone 4

Slow growing evergreen with dark rich green needles and more open form.

**Container**

Pinus 'Oregon Green'



Pinus Thunbergii 'Thunderhead'

### Thunderhead Japanese Black Pine

Size: 10-12'H x 15'W

Zone 5

A shrubby, compact plant with dense, dark green needles and white candles appearing in spring.

**Container**

Pinus 'Thunderhead'



## POPULUS

Populus tremula 'Erecta'

### Columnar Swedish Aspen

Size: 40'H x 10'W

Zone 2

A deciduous tree known for its narrow, upright growth habit. The leaves make a rustling sound in the breeze.

**Container**

Populus tremula 'Erecta'



## PRUNUS

Prunus Cerasifera 'Thundercloud'

### Thundercloud Purple Leaf Plum

Size: 20-25'H x 20'W

Zone 5

An upright, spreading, rounded tree with dense dark purple foliage. Light pink flowers appear in spring.

**Container**

Prunus 'Thundercloud'



Prunus X 'Extrazam' PW

### Weeping Extraordinaire™ Cherry

Size: 15-20'H x 15-20'W

Zone 5

A compact size with weeping branches and large double pink blooms.

**B&B, Container**

Prunus x 'Extrazam'



Prunus Laurocerasus

### English Laurel

Size: 12'H x 8'W

Zone 6

A dense evergreen shrub that makes a nice screen or hedge. Foliage is a leathery rich green with tiny white fragrant flowers in spring.

**B&B**

Prunus Laurocerasus



Prunus Laurocerasus 'Nana'

### Dwarf English Laurel

Size: 6-8'H x 6-8'W

Zone 6

A compact, evergreen shrub with dark glossy green foliage. Useful for low hedges.

**B&B**

Prunus 'Nana'



## Prunus Laurocerasus 'Otto Luyken'

### Otto Luyken English Laurel

Size: 3-5'H x 6'W

Zone 6

A compact, evergreen shrub with glossy dark green leaves that can be used as a nice hedge. White flowers appear in spring followed by small summer fruit. **B&B, Container**

Prunus 'Otto Luyken'



## Prunus Laurocerasus 'Schipkaensis'

### Schipka Cherry Laurel

Size: 6-10'H x 6-10'W

Zone 6

A dense vase shaped plant that can be used for a hedge. The foliage is green and fragrant white flowers emerge in late spring. **Container**

Prunus laur. 'Schipkaensis'



## Prunus Serrulata 'Kwanzan'

### Kwanzan Flowering Cherry

Size: 30'H x 20'W

Zone 5

An upright, vase shaped tree with dark green foliage that turns a bronze/orange to orange red in the fall. Clusters of double, rosy/pink flowers emerge in spring. Also available in ground budded form. **Container**

Prunus ser. 'Kwanzan'



## Prunus X 'Snofozam' Snow Fountain®

### Snow Fountain Cherry®

Size: 12'H x 15'W

Zone 5

A small tree with weeping habit that is available as a top graft or with a serpentine trunk. Foliage is dark green before turning gold and orange in fall. Masses of pure white flowers cover the tree in spring giving it the appearance of a fountain. **B&B, Container**

Prunus Snow Fountain®



## Prunus Subhirtella 'Pendula'

### Double Weeping Flowering Cherry

Size: 12-15'H x 15-20'W

Zone 5

A small top grafted tree with weeping habit. Foliage is green. Masses of double pink flowers appear in spring. **Container**

Prunus sub. 'Pendula'



## Prunus Virginiana 'Schubert'

### Canada Red Chokecherry

Size: 15-30'H x 15-20'W

Zone 2

A deciduous tree with a pyramidal habit. It is best known for its purple foliage and cluster of reddish fruit that mature in fall to dark purple. **Container**

Prunus 'Schubert'



## Prunus X Yedoensis

### Yoshino Cherry

Size: 25-30'H x 30'W

Zone 5

A rounded tree with a spreading form and glossy green foliage that turns yellow in fall. Fragrant, single light pink flowers emerge in spring. **Container**

Prunus Yoshino



## PYRUS

### Pyrus Calleryana Chanticleer®

#### Chanticleer® Pear

Size: 30-35'H x 15'W

Zone 5

An upright, narrowly pyramidal shaped tree with green glossy foliage that turns reddish in fall. Clusters of white flowers cover the tree in spring. **B&B, Container**

Pyrus calleryana Chanticleer®



## QUERCUS

### Quercus Regal Prince® Oak

#### Robur x bicolor 'Long'

Size: 40-60'H x 20-25'W

Zone 4

A narrow, cylindrical, upright habit with glossy, leathery, dark green foliage with yellow-brown fall color. **Container**

Quercus Regal Prince®



## SALIX

### Salix X. Integra 'Hakuro Nishiki'

#### Dappled Willow

Size: 8'H x 6'W

Zone 4

A fast growing round shaped plant that is available in a bush form or as a small tree. Leaves in the spring emerge as a glossy bright pink before turning variegated with colors of white, pink and green. **Container**

Salix 'Hakuro Nishiki'



## STYRAX

### Styrax Japonicus

#### Japanese Snowbell

Size: 20-30'H x 15-25'W

Zone 5

A round shaped tree with medium green foliage that turns yellowish in fall. Fragrant, bell shaped, pure white flowers appear in early summer. **B&B**

Styrax japonicus



## Styrax Japonicus Starway to Heaven® PW Japanese Snowbell PP35,353

Size: 12-18'H x 5-8'W

Zone 5

A fragrant five petalled flower that blooms in the spring and again in the fall. The deep green foliage turns red in the fall.

**Container**

Styrax Starway to Heaven®



## SYRINGA

### Syringa X Bloomerang® Dark Purple- Std. Dark Purple Reblooming Lilac PW PP26,549

Size: 4-10'H x 4-6'W

Zone 3

A deciduous tree with purple/pink single flowers that give a sweet fragrance. This plant will bloom in late April and May and again in August. Dark green leaves. **Container**

Syringa Bloomerang® Dark Purple



### Syringa Meyeri 'Palibin' on Std. Dwarf Korean Lilac on Std.

Size: 4-8'H x 5-7'W

Zone 3

A small globe shaped plant with deep green foliage. Fragrant pink/lavender flowers emerge in late spring. Plant is available as a shrub or on a standard. **Container**

Syringa meyeri 'Palibin' – Std.



### Syringa Patula 'Miss Kim' Miss Kim Korean Lilac

Size: 6-8'H x 6-8'W

Zone 3

A rounded plant with dark glossy green foliage that becomes burgundy/red in fall. Fragrant light lavender/blue flowers appear in spring. Plant is available as a shrub or on a standard. **Container**

Syringa patula 'Miss Kim'- Std.



### Syringa Reticulata Ivory Silk® Ivory Silk® Japanese Tree Lilac

Size: 20-25'H x 15'W

Zone 3

An upright spreading tree that becomes rounded with age. Foliage is dark green. Large plumes of creamy white panicles cover the tree in early summer. **Container**

Syringa reticulata Ivory Silk®



### Syringa Vulgaris French Lilac

Size: 6-10'H x 6-10'W

Zone 3

An upright, round shaped shrub with green foliage and fragrant spring blooms. **B&B**

Syringa 'Ludwig Spaeth'



Syringa 'President Grevy'



Syringa 'Sensation'



Syringa 'Yankee Doodle'



'Ludwig Spaeth' (single, purple)

'President Grevy' (double, blue)

'Sensation' (single, purple with white border)

'Yankee Doodle' (single, deep purple)

## THUJA

Thuja X 'Green Giant'

### Green Giant Western Arborvitae

Size: 40-50'H x 15-18'W

Zone 5

A fast growing, conical shaped evergreen with green foliage.

Makes an excellent privacy screen.

**B&B, Container**

Thuja 'Green Giant'



Thuja Occidentalis 'Smaragd'

### Emerald Green Arborvitae

Size: 15'H x 3-4'W

Zone 3

A narrow, pyramidal shaped evergreen with dense emerald green foliage. Makes an excellent privacy screen.

**B&B, Container**

Thuja Emerald Green



Thuja Occidentalis 'Yellow Ribbon'

### Yellow Ribbon Arborvitae

Size: 8-10'H x 2-3'W

Zone 3

An evergreen with dense golden-yellow foliage that maintains its color throughout the year.

**Container**

Thuja 'Yellow Ribbon'



Thuja Plicata 'Virescens'

### Virescens Western Arborvitae

Size: 20-25'H x 6-8'W


Zone 5

A narrow, upright evergreen with emerald green foliage.

An excellent privacy screen.

**B&B**

Thuja 'Virescens'



Thuja Plicata 'Steeplechase'

### Steeplechase Arborvitae

Size: 20-30'H x 8-15'W

Zone 5

A fast growing pyramidal shrub with fine textured, rich green foliage. More narrow and shorter growing than 'Green Giant'.

**B&B**

Thuja 'Steeplechase'



## WISTERIA

Wisteria Floribunda 'Black Dragon'

### Black Dragon Japanese Wisteria

Zone 5

A fast growing vine with a dense foliage of bright green that turn a golden yellow in the fall. The dark purple, double flowers appear in late spring or early summer.

**Container**

Wisteria 'Black Dragon'



**Wisteria Floribunda 'Lawrence'**  
**Lawrence Japanese Wisteria**

Zone 5

A fast growing vine with stunning pale blue-violet flowers. Dense foliage of green leaves that turn a lovely yellow in the fall. This vine blooms late spring or early summer.

**Container**

Wisteria 'Lawrence'



**Wisteria Frutescens 'Amethyst Falls'**  
**Amethyst Falls American Wisteria**

Zone 5

A fast growing twining vine that has been trained as a tree. Foliage is green and fragrant clusters of purple flowers appear in late spring.

**Container**

Wisteria 'Amethyst Falls'



**Wisteria Macrostachya 'Blue Moon'**  
**Blue Moon Kentucky Wisteria**

Zone 4

A stunning climber with amazing lavender-blue flowers in the spring and early summer. This is a hardy plant and can make a large vine up to 25' long.

**Container**

Wisteria 'Blue Moon'



**Wisteria Sinensis 'Alba'**  
**White Chinese Wisteria**

Zone 5

A fast growing twining vine that has been trained as a tree. Foliage is green and fragrant clusters of white flowers appear in late spring early summer

**Container**

Wisteria 'Alba'



Ekstrom Schmidt Nursery, LLC

[ekstrom.schmidt@gmail.com](mailto:ekstrom.schmidt@gmail.com)

Ekstrom Schmidt Nursery, LLC

[ekstrom.schmidt@gmail.com](mailto:ekstrom.schmidt@gmail.com)

Ekstrom Schmidt Nursery, LLC

[ekstrom.schmidt@gmail.com](mailto:ekstrom.schmidt@gmail.com)

Ekstrom Schmidt Nursery, LLC

[ekstrom.schmidt@gmail.com](mailto:ekstrom.schmidt@gmail.com)

Ekstrom Schmidt Nursery, LLC

[ekstrom.schmidt@gmail.com](mailto:ekstrom.schmidt@gmail.com)

Ekstrom Schmidt Nursery, LLC

[ekstrom.schmidt@gmail.com](mailto:ekstrom.schmidt@gmail.com)

Ekstrom Schmidt Nursery, LLC

[ekstrom.schmidt@gmail.com](mailto:ekstrom.schmidt@gmail.com)

Ekstrom Schmidt Nursery, LLC

[ekstrom.schmidt@gmail.com](mailto:ekstrom.schmidt@gmail.com)