

Ekstrom Schmidt Nursery, LLC



**EKSTROM & SCHMIDT NURSERY, LLC**

3199 SE 302<sup>nd</sup> Avenue  
Troutdale, OR 97060  
503-328-6680 ♦ 503-328-8578 Fax  
[ekstrom.schmidt@gmail.com](mailto:ekstrom.schmidt@gmail.com)  
[www.ekstrom-schmidt.com](http://www.ekstrom-schmidt.com)  
Jim, Brandon & Steve



Plants featured are past and current varieties grown here at the farm.

★ The varieties in this years' catalog are tagged with a star for easy identification.

ACER

EUONYMUS

PARROTIA

BERBERIS

FAGUS

PICEA

BETULA

GINGKO

PIERIS

BUXUS

GLEDITSIA

PINUS

CALYCANTHUS

HAMAMELIS

PRUNUS

CARPINUS

HEPTACODIUM

PYRUS

CEDRUS

HIBISCUS

SALIX

CERCIDIPHYLLUM

HYDRANGEA

SEQUOIA

CERCIS

ILEX

STEWARTIA

CHAMAECYPARIS

JUNIPERUS

STYRAX

CHIONANTHUS

LARIX

SYRINGA

CLETHRA

LIQUIDAMBAR

THUJA

CORNUS

MAGNOLIA

VIBURNAM

COTINUS

MALUS

WISTERIA

*The best time to plant is 25 years ago, the second-best time is today.*

## ACER

### Acer Circinatum 'Vine Maple'

#### Vine Maple

Size: 15-20'H x 10'W

Zone 5

A multi-stemmed, upright spreading tree. Spring foliage is green tinged with red becoming yellow, orange, and red in the fall.

**Container**

Vine Maple



### Acer Circinatum 'Pacific Fire'



#### Pacific Fire Vine Maple

Size: 10-12'H x 10'W

Zone 5

A small, multi-stemmed, upright spreading tree. The bark is red and the leaves are a bright green in the spring and summer, turning to brilliant yellows, oranges, and reds in the fall.

**Container**

### Acer Circinatum 'Burgundy Jewel'



#### Burgundy Jewel Vine Maple

Size: 6-10'H x 4'W

Zone 5

A dense, upright growing tree. In spring, leaves are maroon-red with orange overtones fading to red or bronze-green for summer. The fall color is orange to red.

**Container**

### Acer X Freemanii Autumn Blaze®

#### Autumn Blaze® Jeffersred Maple

Size: 50-60'

Zone 4

A hybrid that is a cross between a Red Maple & Silver Maple. The dense oval shape has deeply lobed green foliage that turns a brilliant orange/red in fall.

**B&B, Container**

Acer x free. Autumn Blaze®



### Acer Griseum 'Paper Bark Maple'



#### Paperbark Maple

Size: 20'H x 15'W

Zone 5

An upright spreading tree with a rounded crown. Dark green trifoliate foliage becomes bright orange/red in the fall. Old bark peels to a cinnamon orange bark underneath. Sun to partial shade.

**B&B**

Acer griseum



### Acer Japonicum 'Aconitifolium'



#### Full Moon Maple

Size: 8-10'H x 15'W

Zone 5

An upright, compact tree. Large dark green leaves in the summer are deeply divided and in fall, the colors are a brilliant crimson/scarlet shading into purple. AKA 'Dancing Peacock'.

**Container**

Acer J. 'Aconitifolium'



## Acer Palmatum 'Bihou'



### Bihou Japanese Maple

Size: 12-15'H x 10'W

Zone 5

An upright, vase shaped tree. This tree has bright yellow bark with green leaves that turn yellow and orange in the fall.

**Container**

Acer palmatum 'Bihou'



## Acer Palmatum 'Bloodgood'



### Bloodgood Japanese Maple

Size: 20'H x 15'W

Zone 5

An upright, rounded tree becoming broad topped with age. The purple/red foliage turns a scarlet red in the fall. Sun to partial shade.

**Container**

Acer palm. 'Bloodgood'



## Acer Palmatum 'Burgundy Lace'

### Burgundy Lace Japanese Maple

Size: 15'H x 10'W

Zone 5

A small, upright tree with open crown. The burgundy red leaves are deeply lobed & finely serrated. In fall the leaves become scarlet.

**B&B, Container**

## Acer Palmatum Emperor 1®



### Emperor 1® Japanese Maple

Size: 15'H x 15'W

Zone 5

A small, upright, round shaped tree. The dark red foliage turns red in the fall.

**Container**

Acer palmatum Emperor 1®



## Acer Palmatum 'Fireglow'



### Fireglow Japanese Maple

Size: 15'H x 12'W

Zone 5

An upright shaped tree with purple red foliage. In fall the leaves become scarlet & crimson in color. Sun to partial shade.

**Container**

Acer palmatum 'Fireglow'



## Acer Palmatum 'Hubbs Red Willow'



### Willow Leaf Japanese Maple


Size: 10-12'H x 8'W

Zone 5

An upright shaped tree with delicate bamboo-like texture. In spring the leaves are bright red and by fall turn fiery oranges and reds.

**Container**

Acer palmatum 'Hubbs Red Willow'



## Acer Palmatum 'Koto-no-ito'



### Harp String Japanese Maple

Size: 6'H x 4'W

Zone 5

A broad upright with narrow, string-like, deeply divided leaf lobes. Branch structure is dense & twiggy. Leaves have a hint of red in spring, are green in summer & turn to yellow in fall. Bark is bright green & graceful. Sun to partial shade.

**Container**

## Acer Palmatum Metamorphosa® PW



### Metamorphosa® Japanese Maple

Size: 13'H x 10'W

Zone 5

A shrubby Japanese maple. In spring, the leaves emerge yellow with a pink border. By fall, the leaves turn a bright orange/red that turn eventually again to a deep red.

Container

## Acer Palmatum 'Mikawa Yatsubusa'



### Mikawa Yatsubusa Japanese Maple

Size: 6'H x 4'W

Zone 5

A compact, multi-branched bush. The green leaves grow closely together, overlapping one another like shingles on a roof creating a dense leaf cover. The leaves turn a vivid fiery red & darker red in fall. Sun to partial shade.

Container

## Acer Palmatum Samurai Sword® PW



### Samurai Sword® Japanese Maple

Size: 30'H x 20'W

Zone 5

This tree will quickly grows to the size of a small shade tree. This variety will start the spring with bright red leaves that turn to bronze for the summer and a vivid red/orange in the fall.

Container

## Acer Palmatum 'Sango Kaku'



### Coral Bark Japanese Maple

Size: 20'H x 15'W

Zone 5

Small upright tree with brilliant coral bark on the young branches. Light green leaves become gold in the fall. Sun to partial shade.

Container

## Acer Palmatum 'Shaina'



### Shaina Japanese Maple

Size: 6-8'H x 8-10'W

Zone 5

A very upright tree when young, this dwarf maple will widen and fill in with age. The leaves are a true dark red and in the fall, turn to a bright red.

Container

## Acer Palmatum 'Shindeshojo'



### Shindeshojo Japanese Maple

Size: 8-10'H x 10'W

Zone 5

This is a medium sized maple with brilliant red spring color. It gradually changes to mottled red to green in the summer and yellows, oranges and reds in the autumn months.

Container

Acer palm. 'Mikawa Yatsubusa'



Acer Palmatum Samurai Sword®



Acer palm. 'Sango Kaku'





## Acer Palmatum 'Shishigashira'

### Shishigashira Japanese Maple

Size: 12-15'H x 8-10'W

Zone 5

An upright, vase shaped tree that is compact & shrubby. Crinkled green foliage turns gold with rose & crimson in the fall.

**B&B**

## Acer Palm. 'Twombly's Red Sentinel' ★

### Twombly's Red Sentinel Japanese Maple

Size: 20'H x 15'W

Zone 5

A narrow upright shaped shrub-like tree. The dark red foliage maintains its color through the season. After the leaves drop, the branches darken to a deep red. Sun to part shade.

**Container**

Acer Palm. 'Twombly's Red Sentinel'



## Acer Palmatum 'Ukigumo' ★

### Floating Cloud Japanese Maple

Size: 15'H x 12'W

Zone 5

The tall shrub like tree is semi-dense. The foliage is light green with shades of pink & white becoming orange in the fall. Sun to partial shade.

**Container**

## Acer Palm. Dissectum 'Crimson Queen' ★

### Crimson Queen Laceleaf Japanese Maple

Size: 7'H x 10'W

Zone 5

A weeping shrub with deep red finely dissected foliage that holds its color well in summer. Fall foliage is scarlet. Sun to partial shade.

**Container**

Acer palm. diss. 'Crimson Queen'



## Acer Palmatum Dissectum 'Ever Red'

### Ever Red Laceleaf Japanese Maple

Size: 10'H x 10'W

Zone 5

A weeping mound with purple/red foliage that turns purple/bronze in the summer before turning red in the fall. **Container**

Acer palm. diss. 'Ever Red'



## Acer Palmatum Dissectum 'Garnet'

### Garnet Laceleaf Japanese Maple

Size: 10'H x 10'W

Zone 5

A weeping, mounded shrub with deep red/orange foliage.

**Container**

## Acer Palm. Dissectum 'Inaba-Shidare' ★

### Inabe Shidare Laceleaf Japanese Maple

Size: 15'H x 20'W

Zone 5

A round, weeping mounded habit. The foliage is a deep purple/red that turns crimson in fall. Slow growing. **Container**

Acer palm. diss. 'Inabe-Shidare'



Acer Palmatum Dissectum 'Orangeola' ★

**Orangeola Laceleaf Japanese Maple**

Size: 12-15'H x 6'W

Zone 5

A weeping shrub with bright orange/red foliage in spring turning brown/red with green in summer. Fall foliage is a bright orange/red.

Moderate grower.

**Container**

Acer palm. diss. 'Orangeola'



Acer Palmatum Dissectum 'Red Dragon' ★

**Red Dragon Laceleaf Japanese Maple**

Size: 6'H x 6'W in 10 yrs

Zone 5

A weeping, mounded shrub. The deep purple/red leaves are deeply dissected. Fall foliage is a bright red.

**Container**

Acer Palm. Dissectum 'Spring Delight' ★

**Spring Delight Laceleaf Japanese Maple**

Size: 3-4'H x 6-8'W

Zone 5

A weeping, mounded tree. The bright green leaves in spring are tipped in red and yellow/orange in the fall.

**Container**

Acer palm. diss. 'Spring Delight'



Acer Palm. Dissectum 'Tamukeyama' ★

**Tamukeyama Laceleaf Japanese Maple**

Size: 6-10'H x 10'W

Zone 5

A weeping mound with deeply cut purple red foliage that becomes bright red in fall.

**Container**

Acer palm. diss. 'Tamukeyama'



Acer Palmatum Dissectum 'Viridis' ★

**Viridis Laceleaf Japanese Maple**

Size: 8-10'H x 8'W

Zone 5

Shrub forms a weeping mound. The deeply cut foliage is green becoming orange in fall.

**Container**

Acer palm. diss. 'Viridis'



Acer Palm. Dissectum 'Waterfall' ★

**Waterfall Laceleaf Japanese Maple**

Size: 6-10'H x 10'W

Zone 5

This tree has cascading branches with finely cut leaves that are green in the spring and gold in the fall.

**Container**

Acer palm. diss. 'Waterfall'



Acer Platanoides 'Crimson King' ★

**Crimson King Norway Maple**

Size: 35-45'H x 25-30'W

Zone 4

An oval shaped tree when young, becoming rounded with age. Foliage is a deep purple turning reddish/bronze in fall.

**B&B, Container**

Acer plat. 'Crimson King'



Acer Platanoides 'Crimson Sentry'  
**Crimson Sentry Norway Maple**



Size: 25'H x 15'W

Zone 4

A compact, dense pyramidal, oval shaped tree. The deep purple foliage turns maroon to reddish bronze in fall.

**Container**

Acer plat. 'Crimson Sentry'



Acer Platanoides 'Drummondii'  
**Drummondii Norway Maple**



Size: 30-40'H x 30-40'W

Zone 4

An oval shaped tree. The variegated foliage is light green with a wonderful cream margin. In fall the leaves turn yellow.

**Container**

Acer plat. 'Drummondii'



Acer Pseudoplatanus 'Esk Sunset'  
**Esk Sunset Sycamore Maple**



Size: 15-20'H x 15'W

Zone 5

A broadleaf, slow growing, deciduous tree. The spring leaves are orange/pink that mature to deep green splashed with cream, tan, and pink. Fall colors are bright yellows to oranges.

**Container**

Acer pseudoplatanus 'Esk Sunset'



Acer Rubrum 'Armstrong'  
**Armstrong Red Maple**



Size: 40-45'H x 15'W

Zone 4

This narrow shaped tree has light green foliage that becomes yellow to orange in fall.

**B&B, Container**

Acer rubrum 'Armstrong'



Acer Rubrum 'Brandywine'  
**Brandywine Red Maple**



Size: 40'H x 30'W

Zone 4

A rounded oval shaped tree with green foliage that turns a deep red in the fall later than most red maples.

**B&B, Container**

Acer rubrum 'Brandywine'



Acer Rubrum 'October Glory'  
**October Glory Red Maple**



Size: 40'H x 35'W

Zone 4

A rounded oval shaped tree with dense crown. Medium green foliage turns a deep red to reddish purple in the fall.

Moderate to fast growing.

**B&B, Container**

Acer rubrum 'October Glory'



Acer Rubrum Red Sunset®  
**Red Sunset® 'Franksred' Maple**



Size: 45'H x 35'W

Zone 4

A large pyramidal shaped tree. Foliage is a dark glossy green that turns a brilliant orange/red to red in fall.

**B&B, Container**

Acer rubrum Red Sunset®





## Acer Shirasawanum 'Autumn Moon' ★

### Full Moon Maple

Size: 8-10'H x 6-8'W

Zone 5

A small, sculptural tree with green foliage tinged with burnt-orange color in the spring and varying shades of gold to red in the fall.

**Container**

Acer shir. 'Autumn Moon'



## Acer Shirasawanum 'Jordan' ★

### Full Moon Maple

Size: 8-12'H x 4-6'W

Zone 5

A small tree of upright habit. Bright yellow leaves adorn this tree in the spring and turn brilliant orange and red in the fall.

**Container**

## ALBIZIA

### Albizia Julibrissin ★

### Mimosa Silk Tree

Size: 10-15'H x 15-20'W

Zone 6

A quick growing, cold hardy tree with fern like leaves and large, fluffy, pink, fragrant flowers in the summer.

**B&B**

## AMELANCHIER

### Amelanchier x Grand. Autumn Brilliance® ★

### Autumn Brilliance® Serviceberry

Size: 15-25'H x 15'W

Zone 4

A rounded, multi-stemmed shrub with white flowers in the spring, edible berries in the summer, and brilliant red-orange fall foliage.

**Container**

Amelanchier Autumn Brilliance®



### Amelanchier x Grand. 'Robin Hill' ★

### Common Serviceberry

Size: 20'H x 15'W

Zone 4

A multi stemmed tree with fairly rounded form. In the spring, it has clusters of pink flowers and then dark green foliage. In the fall, the leaves turn a red-orange.

**Container**

Amelanchier 'Robin Hill'



## BERBERIS

### Berberis thunbergii 'Helmond Pillar'

### Helmond Pillar Barberry

Size: 4'H x 2'W

Zone 4

An upright columnar, deciduous shrub with reddish purple foliage.

**Container**



## BETULA

Betula 'Jacquemonti'



### Whitebarked Himalayan Birch

Size: 40'H x 30'W

Zone 5

An open branched oval shaped tree with bright white bark.

The dark green foliage turns yellow in the fall. Available in single and clump form.

**Container**

Betula 'Jacquemonti'



Betula Pendula 'Youngii', Twisted



### Young's Weeping Birch


Size: 15'H x 20'W

Zone 2

A white birch with a twisted trunk. The slender, weeping branches create a graceful mound. Foliage is green becoming yellow in fall.

**Container**

Betula pendula 'Youngii'



Betula Nigra 'Select' Clump

### Select River Birch, Clump

Size: 40'H x 25-40'W

Zone 3

A broad pyramidal shaped tree with exfoliating bark. The dark green summer foliage turns yellow in the fall. **B&B, Container**

## BUXUS

Buxus X 'Green Mountain'



### Green Mountain Boxwood

Size: 5'H x 3'W

Zone 5

An evergreen shrub with an upright, cone shaped habit that makes an excellent hedge when clipped. The foliage is bright green.

**B&B**

Buxus X 'Green Velvet'



### Green Velvet Boxwood

Size: 3-4'H x 3-4'W

Zone 5

A rounded, mound shaped boxwood with dense green foliage that makes a nice low hedge when trimmed. **B&B**

Buxus 'Green Velvet'



Buxus Microphylla 'Green Beauty'

### Green Beauty Boxwood

Size: 4-6'H x 4-6'W

Zone 4

An rounded shrub with dark green foliage that makes an excellent small hedge. Plant keeps its dark green foliage even in summer before turning bronze tinged in cold weather.

**Container**

Buxus Microphylla 'Winter Gem'

### Winter Gem Boxwood

Size: 4-5'H x 4-5'W

Zone 4

An upright, spreading shrub with bright green foliage that makes an excellent small hedge. **B&B, Container**

## Buxus Sempervirens Suffruticosa

### True Dwarf Boxwood

Size: 3'H x 3'W

Zone 5

A small, dense compact shrub with bright green foliage.

This slow growing shrub makes an excellent shrub or border in the garden.

**Field Pot**

## Buxus Sempervirens



### Tree Boxwood

Size: 5-15'H x 5-15'W

Zone 5

A rounded, upright shrub with light green foliage. Slow growing.

Can reach 15' in the right conditions. Deer resistant.

**B&B**

## Buxus Sempervirens 'Aureo-Variegata'



### Variegated Boxwood

Size: 6-8'H x 6-8'W

Zone 5

An upright, oval shaped shrub. The foliage has a green center with white margins.

**B&B**

## Buxus Sempervirens 'Dee Runk'



### Dee Runk Boxwood

Size: 8'H x 2'W

Zone 6

A columnar shaped shrub with deep glossy green foliage.

**B&B**

## Buxus Sempervirens 'Graham Blandy'

Buxus 'Graham Blandy'

### Graham Blandy Boxwood

Size: 8-10'H x 2'W

Zone 5-9

A narrow shaped boxwood with an upright, columnar habit and dark green foliage.

**B&B**



## CALYCANTHUS

## Calycanthus Floridus 'Athens'

### Athens Sweetbush

Size: 5'H x 5'W in 10 yrs

Zone 5

An upright to spreading shrub with dark green leaves that turn yellow in fall. Flowers in midsummer are a yellow green with a sweet strawberry/banana/pineapple fragrance

**B&B**

## Calycanthus Raulstonii 'Hartlage Wine'

### Hartlage Wine Sweetbush

Size: 8-10'H x 6-8'W

Zone 5

A dense rounded deciduous shrub with glossy green leaves that turn yellow in fall. Flowers in early summer are a wine-red with a slight fragrance.

**B&B**

## CARPINUS

Carpinus Betulus 'Fastigiata' ★

### Pyramidal European Hornbeam

Size: 35'H x 25'W

Zone 4

A dense, compact columnar tree that becomes oval with age.

The dark green foliage turns yellow/orange in fall. Makes a great street tree.

**B&B, Container**

Carpinus betulus 'Fastigiata'



Carpinus Betulus 'Frans Fontaine' ★

### Frans Fontaine Hornbeam

Size: 35'H x 15'W

Zone 4

A sleek, columnar shaped tree with dark green spring to summer foliage that turns to golden yellow in the fall.

**B&B**

Carpinus Betulus 'Lucas' ★

### Lucas Pyramidal European Hornbeam

Size: 20-30'H x 10-12'W

Zone 4

A narrow, columnar shaped tree with a dense habit. The dark green foliage turns yellow/orange in fall.

**B&B, Container**

Carpinus bet. 'Lucas'



## CEDRUS

Cedrus Atlantica 'Glauca' ★

### Blue Atlas Cedar

Size: 40-60'H x 30-40'W

Zone 6

A pyramidal shaped evergreen with blue foliage on stiff, upright branches.

**B&B**

Cedrus Atlantica 'Glauca Pendula' ★

### Weeping Blue Atlas Cedar

Spread: 15-20'

Zone 6

The serpentine trunk sports weeping branchlets with blue needles.

This attractive conifer can be trained into interesting shapes for a dramatic addition to the landscape.

**B&B**

Cedrus Atlantica 'Glauca Fastigiata' ★

### Columnar Blue Atlas Cedar

Size: 10-15'H x 10'W

Zone 6

A pyramidal form with blue/green foliage. It is narrow in shape with branches that grow at an ascending angle instead of horizontal or sweeping downwards.

**B&B**

Cedrus Atlantica 'Horstmann' ★

### Horstmann Blue Atlas Cedar

Size: 8-10'H x 5-6'W in 10 yrs

Zone 6

A slow growing, semi-dwarf evergreen with a pyramidal shape and blue/green needles.

**B&B**

Cedrus atl. 'Horstmann'





## Cedrus Deodara 'Aurea'

### Golden Deodara Cedar

Size: 25-35'H x 15'W

Zone 7

A pyramidal shaped conifer with golden yellow needles and arching branches. Slow to moderate growing. **B&B**

Cedrus deodara 'Aurea'



## Cedrus Deodara 'Electra Blue'

### Electa Blue Deodara Cedar

Size: 12-15'H x 10-15'W

Zone 6

A dense pyramidal shape with powdery blue needles.

This is a slow growing compact selection. **B&B**

## Cedrus Deodara 'Karl Fuchs'



### Karl Fuchs Himalayan Cedar

Size: 12-15'H x 4'W in 10 yrs

Zone 6

A pyramidal shaped conifer with golden yellow needles and arching branches. Slow to moderate growing. **B&B**

## Cedrus Libani 'Glauca Pendula'



### Weeping Blue Cedar of Lebanon

Size: 14'H x 2'W in 10 yrs

Zone 6

A powdery blue-green evergreen with a fast growing main leader and weeping, irregular growing branches **B&B**

## CERCIDIPHYLLUM

### Cercidiphyllum Japonicum

#### Katsura Tree

Size: 40-50'H x 25-35'W

Zone 4

Upright and pyramidal when young, becoming rounded with age. New foliage is reddish-purple in spring and heart shaped leaves turn blue-green in summer before becoming yellow or apricot colored in fall. **B&B**

## Cercidiphyllum Japonicum 'Pendula'

### Weeping Katsura Tree

Size: 15-25'H' x 10-15'W

Zone 4

An attractive mound of weeping branches. Foliage is a blue/green that becomes yellow/orange in fall. **B&B**

## Cercidiphyllum Japonicum 'Rotfuchs'



### Red Fox Katsura Tree

Size: 20-25'H x 16'W

Zone 4

A narrow, upright tree with dark purple foliage. **Container**

Cercidiphyllum 'Red Fox'



## CERCIS

### Cercis Canadensis

#### Eastern Redbud

Size: 20-30'H x 25-35'W

Zone 4

A multi-stem or low branching tree with ascending then spreading branches. The heart shaped leaves are green becoming yellow in fall. Reddish/purple flowers appear in spring becoming rosy/pink when open. Moderate to slow growing. **B&B, Container**

Cercis canadensis



### Cercis Canadensis 'Alba'



#### White Redbud

Size: 20-30'H x 25-35'W

Zone 4

An oval shaped tree with light green heart shaped foliage. White flowers appear in spring. **Container**

Cercis can. 'Alba'



### Cercis Canadensis 'Appalachian Red'



#### Appalachian Red Redbud

Size: 20'H x 15'W

Zone 4

A rounded tree with dark green, glossy, heart shaped leaves. Bright pink/fuschia colored flowers appear in early spring. Fall foliage is yellow. **Container**

Cercis can. 'Appalachian Red'



### Cercis Canadensis Black Pearl™



#### Black Pearl™ Eastern Redbud

Size: 20'H x 25'W

Zone 5

A rounded tree with that features maroon colored foliage and lavender-pink blooms purple flowers in early spring. The leaves turn to greenish-yellow in the fall. **Container**

Cercis can. Black Pearl™



### Cercis Canadensis 'Burgundy Hearts'

#### Burgundy Hearts Redbud PP19,654

Size: 20-25'H x 25-35'W

Zone 5

An ornamental tree with reddish purple heart shaped foliage that holds its color in summer. Pink-lavendar flowers appear in spring. **Container**

### Cercis Canadensis 'Covey' PP10,328

#### Lavender Twist® Weeping Redbud

Size: 5-7'H x 6-8'W

Zone 5-6

A mound of beautiful weeping branches covered with dark green heart shaped leaves. Rosy/pink flowers appear in early spring. **B&B, Container**

**Cercis Canadensis Flame Thrower®** ★  
**Flame Thrower® Redbud PP31,260**

Size: 15-20'H x 15'W

Zone 5

A striking smaller tree with pink pea shaped blooms in the spring and reddish burgundy to yellow and green leaves in late spring and early summer.

**Container**

Cercis can. Flame Thrower®



**Cercis Canadensis 'Forest Pansy'** ★  
**Forest Pansy Redbud**

Size: 15-25'H x 25'W

Zone 5

A round shaped tree with purple foliage and rosy/pink flowers in early spring.

**Container**

Cercis can. 'Forest Pansy'



**Cercis Canadensis Golden Falls®** ★  
**Golden Falls® Redbud PP31,658**


Size: 8-10'H x 3-4'W

Zone 5

A tall, narrow, and weeping, deciduous tree with pea-like pink flowers in the spring and new leaves becoming a bright yellow.

**Container**

Cercis can. Golden Falls®



**Cercis Canadensis Hearts A'Fire™** ★  
**Hearts A' Fire™ Redbud**

Size: 10-15'H x 10-15'W

Zone 5

A unique, small tree with dark pink flowers in the spring and heart shaped leaves of burgundy-red, orange, and gold.

**Container**

Cercis can. Hearts A'Fire™



**Cercis Can. 'Hearts Of Gold' PP17,740** ★  
**Hearts Of Gold Redbud**

Size: 20-25'H x 18'W

Zone 5

A pyramidal shaped tree with gold heart shaped leaves. Lavender/purple blooms appear in spring.

**Container**

Cercis can. 'Hearts of Gold'



**Cercis X 'Merlot' PP22,297** ★  
**Merlot Redbud**


Size: 12-15'H x 12-15'W

Zone 6

A dense, semi-upright habit with glossy, dark purple foliage. Bright pink flowers in spring.

**Container**

Cercis can. 'Merlot'



**Cercis Can. Midnight Express® PW** ★  
**Midnight Express® Redbud PP34,213**

Size: 20-30'H x 10-20'W

Zone 5

An upright tree with massive pink blooms in the spring and heart shaped leaves of dark burgundy in the summer to include butterscotch interior leaves in the fall.

**Container**

Cercis can. Midnight Express® PW





## Cercis Can. 'Pink Heartbreaker' PP23,043

### **Pink Heartbreaker Weeping Redbud**

Size: 10-15'H x 8-10'W

Zone 4

A narrow, upright weeping habit. Heart shaped leaves appear red before turning green. Lavender/pink flowers appear in spring.

**Container**

## Cercis Canadensis Rise 'N Shine™



### **Rise 'N Shine™ Eastern Redbud**

Size: 20-25'H x 15-20'W

Zone 5

A mid size, low maintenance tree with lavender/purple flowers in the spring with heart shaped canary yellow leaves that turn to green with orange tips and then bright orange in the fall.

**Container**

## Cercis Canadensis The Rising Sun™



### **The Rising Sun™ Eastern Redbud**

Size: 10-12'H x 10'W

Zone 5

A compact, upright variety with rose-pink blossoms in the spring with heart shaped leaves of bright orange and peach turning to shades of orange, gold, and yellow.

**Container**

## Cercis Can. 'Ruby Falls' PP22,097



### **Ruby Falls Redbud**

Size: 8-10'H x 5-6'W

Zone 5

A dwarf, weeping habit with maroon heart shaped leaves. Dark rose flowers appear in spring.

**Container**

## Cercis Canadensis Sparkling Wine™



### **Sparkling Wine™ Eastern Redbud**

Size: 10-12'H x 10'W

Zone 5

A small accent tree with rose flowers in the spring and glossy heart shaped leaves that are dark green with hints of burgundy to deep purple turning yellow in fall.

**Container**

## Cercis Canadensis 'Tennessee Pink'



### **Tennessee Pink Redbud**

Size: 15-20'H x 10-15'W

Zone 5

A compact tree with a dense, dome-shaped canopy. Pink flowers appear in spring followed by heart shaped dark green foliage. Foliage turns shades of yellow in fall.

**Container**

## Cercis Reniformis 'Oklahoma'

### **Oklahoma Redbud**

Size: 15'H x 15'W

Zone 6

A round shaped tree with an open habit. Wine red flowers appear in spring followed by heart shaped dark green foliage. Foliage turns shades of yellow in fall.

**B&B, Container**


Cercis can. 'Pink Heartbreaker'



Cercis can. Rise 'N Shine™



Cercis can. The Rising Sun™



Cercis can. 'Ruby Falls'



Cercis can. Sparkling Wine™



Cercis can. 'Tennessee Pink'



## CHAMAECPARIS

Chamaecyparis Noot. 'Glauca Pendula' ★

### Weeping Blue Alaska Cedar

Size: 30'H x 10-15'W

Zone 4

A slender, pyramidal weeping form evergreen conifer with flattened sprays of blue green foliage. **B&B, Container**

Chamaecyparis Noot. 'Pendula'

### Weeping Alaska Cedar

Size: 30-45'H x 10-15'W

Zone 5

A narrow, upright tree with weeping branches and green foliage. **B&B**

Chamaecyparis Obtusa 'Compacta'

### Compact Hinoki Cypress

Size: 15'H x 10'W

Zone 5

A semi-dwarf evergreen with rich, dark green foliage. **B&B**

Chamaecyparis Obtusa 'Nana Gracilis'

### Dwarf Gracilis Hinoki Cypress

Size: 5'H x 2'W

Zone 5

A slow growing, dense evergreen with rich green foliage and an irregular, rounded shape. **B&B**

## CHIONANTHUS

Chionanthus Virginicus

### White Fringe Tree – Tree & Bush Form

Size: 12-20'H x 12-20'W

Zone 3-9

A small tree with upright branches forming a rounded shape. Medium green foliage with clusters of fringe like blooms in spring. **B&B – Tree Form**

## CORNUS

Cornus Alternifolia

### Pagoda Dogwood

Size: 15-25'H x 20-30'W

Zone 4

A multi-stemmed tree with horizontal branching and green foliage. Small white, fragrant flowers appear in early summer and blue/black fruit in the fall. Foliage turns a brilliant red to purple in the fall. **B&B**

Cornus Florida 'Rubra'

### Pink Dogwood

Size: 20'H x 20'W


Zone 5

A small upright, rounded tree with green foliage and pink flowers in spring. Foliage turns red in fall. **Container**

Cham. Noot. 'Glauca Pendula'



Cham. Obtusa 'Compacta'



Cham. 'Nana Gracilis'



Chionanthus virginicus



Cornus Florida 'Appalachian Mist' PP13,098

**Kay's Appalachian Mist Dogwood**

Size: 25'H x 25'W

Zone 5

A small rounded tree with green foliage and creamy white flowers in spring. Foliage turns bright red in fall. Resistant to powdery mildew.

**B&B**

Cornus Florida 'Appalachian Snow' PP13,099

**Jean's Appalachian Snow Dogwood**

Size: 30'H x 25'W

Zone 5

An upright tree with a spreading habit and green foliage and white flowers in spring. Foliage turns red in fall. Resistant to powdery mildew.

**B&B**

Cornus Florida Cherokee Brave™



**Cherokee Brave™ Dogwood**

Size: 25'H x 22'W

Zone 5

Deep red flowers with a white throat appear on this upright spreading, rounded tree in spring. Foliage is a dark green that becomes burgundy red in fall with red berries in the fall.

**Container**

Cornus Florida 'Cherokee Chief'



**Cherokee Chief' Dogwood**

Size: 25'H x 18'W

Zone 5

Ruby red flowers in the spring with yellow-variegated green foliage. The leaves turn a brick red in the fall and produces red berries from early to late fall.

**Container**

Cornus Florida Cherokee Daybreak™

**Cherokee Daybreak Dogwood**

Size: 20'H x 20'W

Zone 5

White flowers appear in early spring on this small, upright rounded tree. The variegated leaf is green and white becoming red to pink in fall with red berries appearing in fall.

**B&B**

Cornus Florida 'Cherokee Princess'



**Cherokee Princess Dogwood**

Size: 24'H x 20'W

Zone 5

Clusters of white flowers appear in spring on this upright, oval shaped tree. The green foliage turns red in fall with red berries appearing in late summer or fall.

**Container**



## Cornus Florida Cherokee Sunset™

### **Cherokee Sunset Dogwood**

Size: 25'H x 20'W

Zone 5

Large red flowers appear in spring on this small rounded tree.

The variegated foliage is yellow and green turning red in fall with red berries.

**B&B**

## Cornus Florida 'Cloud 9'



### **Cloud 9' Dogwood**

Size: 15'H x 20'W

Zone 5

A spreading, broadly rounded crown tree with large showy white flowers in the spring and dark green leaves that turn to shades of red in the fall.

**Container**

## Cornus X Florida Hyperion®



### **Hyperion® Dogwood PP22,219**

Size: 20-25'H x 20'W

Zone 5

An heavy flowering hybrid with striking white blooms and dark green foliage in the spring. In the fall, the leaves turn yellow, orange, and purple.

**Container**

## Cornus Florida Ragin' Red™



### **Ragin' Red™ Dogwood**

Size: 20-25'H x 15-20'W

Zone 5

The flowers in the spring are the deepest red of any dogwood, with deep burgundy leaves that transition to green and again to burgundy/red for the fall.

**Container**

## Cornus X 'Celestial Shadow'



### **Celestial Shadow Dogwood**

Size: 18-20'H x 15'W

Zone 5

An upright, rounded tree with white flowers in late spring/early summer and green and yellow variegated leaves.

**Container**

Cornus 'Celestial Shadow'



## Cornus Kousa Chinensis

### **Chinese Dogwood (Tree Form)**

Size: 20'H x 20'W

Zone 5

Large white flowers appear in early summer on this small tree.

The widely vase shaped tree has layered branches. The medium green foliage turns reddish in the fall with hanging red fruit.

**Container**

Cornus X 'Eddie's White Wonder'



**Eddie's White Wonder Dogwood**

Size: 25'H x 20'W

Zone 6

A hybrid cross between nuttali & florida, this small upright tree has large white flowers in early spring. The dark green foliage becomes a fiery red in fall with small red berries appearing.

**Container**

Cornus Kousa 'Milky Way'



**Milky Way Chinese Dogwood**

Size: 15-20'H x 15-20'W

Zone 5

A rounded to wide vase shaped tree with a strong horizontal habit. Creamy white flowers appear in spring. Dark green foliage turns reddish in fall with small red fruit appearing.

**Container**

Cornus Kousa 'Rutpink' PP28,311



**Scarlet Fire® Dogwood**

Size: 20-25'H x 15-20'W

Zone 5

In the spring, this small deciduous tree produces deep pink flowers that turn to strawberry-like fruit in the summer.

In the fall the leaves turn red and orange.

**Container**

Cornus Kousa X Nuttali Starlight®



**Starlight® Dogwood PP16,293**

Size: 30'H x 20'W

Zone 6

An upright, oval shaped tree with creamy white flowers in spring. Dark green foliage turns red in fall.

**Container**

Cornus Kousa Samzam - Samaritan®

**Samaritan® Variegated Chinese Dogwood**

Size: 20-25'H x 20'W

Zone 4

A rounded tree with green and creamy white variegated foliage that turns pink and burgundy in fall with small red fruit appearing.

Bright white flowers appear in late spring.

**B&B, Container**

Cornus Kousa 'Satomi'

**Satomi Dogwood**

Zone 4

Size: 15-20'H x 20'W

Deep pink flowers appear in late spring/early summer on this round shaped tree. Foliage is green with red/scarlet tints in fall and small hanging red fruit.

**B&B, Container**

Cornus kousa 'Satomi'



## Cornus Kousa 'Summer Fun'



### Summer Fun Dogwood

Size: 15-18'H x 15'W

Zone 5

A small upright tree with a green and creamy-white variegated leaf. Leaves have a pink & white edge when they first appear. White flowers appear in late spring. Leaves become red-orange and pink in fall.

**Container**

## Cornus Kousa 'Summer Gold'

### Summer Gold Dogwood PP22,765

Size: 15'H x 15'W

Zone 5

A rounded, upright tree with a green and yellow variegated leaf. Creamy white flowers appear in early spring. Leaves become red in fall.

**B&B**

## Cornus X Venus®



### Venus® Dogwood PP16,309

Size: 25'H x 20'W

Zone 6

An upright, oval tree with large creamy white flowers in early summer. Dark green foliage becomes red to purple/red in fall with strawberry like fruit.

**Container**

## Cornus Kousa 'Wolf Eyes'



### Wolf Eye Dogwood

Size: 15'

Zone 5

A small rounded tree with variegated green and white leaves. Star shaped white flowers appear in late spring. Foliage turns a pink/red hue in fall.

**Container**

## Cornus Mas, 'Golden Glory'

### Golden Glory Cornelian Cherry Dogwood

Size: 22'H x 18'W

Zone 4

A low branching rounded shrub with dark green foliage. Small yellow flowers become visible in spring. Glossy green foliage turns red in fall.

**B&B**

## Cornus Mas 'Variegata'

### Variegated Cornelian Cherry Dogwood

Size: 20'H x 15'W

Zone 4

A rounded shrub or small tree. The variegated foliage is green with creamy edges. Small yellow flowers emerge in spring and small bright red fruit appears in mid-summer.

**B&B, Container**

Cornus mas 'Variegata'





## Cornus X Rutban Aurora®

### Aurora® Dogwood

Size: 24'H x 20'W

Zone 6

A kousa florida hybrid with a rounded shape. The green foliage becomes reddish in fall. Dense white flowers emerge in spring.

**B&B**

## Cornus X Rutdan Celestial®

### Celestial® Dogwood

Height: 20'H x 20'W

Zone 6

A kousa florida hybrid that is a small upright tree. The green foliage becomes reddish in fall. Broad white flowers emerge in spring.

**B&B**

## Cornus X Rutgan Stellar Pink®



### Stellar Pink® Dogwood

Size: 20-23'H x 20'W

Zone 5

A kousa florida hybrid with a rounded shape. The green foliage becomes reddish in fall. Blush pink flowers emerge in spring.

**Container**

## COTINUS

### Cotinus Coggygria 'Royal Purple'

#### Royal Purple Smoke Tree

Height: 15'

Zone 5

A vase shaped plant grown as a shrub or tree form. Dark purple foliage serves as a backdrop for pinkish/purple puffs of smoke. Foliage turns scarlet in fall. Deer resistant plant. Available in tree form & bush form.

**B&B**

## EUONYMUS

### Euonymus Alata 'Compacta'

#### Dwarf Burning Bush

Size: 6-8'H x 8-10'W

Zone 4

A small dense, rounded shrub. Foliage is a dark green turning a sensational scarlet red in fall.

**B&B**

## FAGUS

### Fagus Sylvatica



#### European Green Beech

Size: 50-75'H x 40-60'W

Zone 5

A pyramidal to oval shaped tree with dense dark green foliage. Foliage turns a reddish coppery bronze in the fall.

**Container**

Fagus Sylvatica



### Fagus Sylvatica 'Atropurpurea'



#### Copper Beech

Size: 80'H x 50'W

Zone 5

A dense, oval shaped tree with purple to bronze foliage. Foliage turns yellow, orange, brown in the fall.

**Container**

Fagus Copper Beech



Fagus Sylvatica 'Dawycki Purple'



**Dawyck Purple Beech**

Size: 35'H x 10'W

Zone 5

A columnar shaped tree with purple foliage.

**B&B**

Fagus Sylvatica 'Purple Fountain'

**Slender Weeping Beech**

Size: 25-40'H x 10-15'W

Zone 4-7

A narrow, upright tree with cascading branches and purple foliage.

**B&B**

Fagus Sylvatica 'Red Obelisk'



**Red Obelisk Beech**

Size: 25-40'H x 3'W

Zone 5

A slow growing, columnar tree with crinkled, deep purple foliage.

**B&B**

Fagus Sylvatica 'Riversi'

**Rivers Purple Beech**

Size: 40-50'H x 20-30'W

Zone 5

A broad oval tree with deep purple to purple/bronze foliage.

**B&B**

Fagus Sylvatica 'Tricolor'



**Tricolor Beech**

Size: 25-35'H x 18-25'W

Zone 5

A broad, oval shaped tree. Foliage is purple with an irregular pinkish-white rose border.

**B&B**

**GINGKO**

Ginkgo Biloba 'Autumn Gold'



**Autumn Gold Maidenhair Tree**

Size: 40-50'H x 35-40'W

Zone 3

Narrow in youth, this male ginkgo tree becomes broadly pyramidal with age. Fan shaped green foliage turns golden yellow in fall.

**Container**

Ginkgo Biloba 'Magyar'

**Magyar Maidenhair Tree**

Size: 40-50'H x 30-40'W

Zone 3

A fast growing, narrow, upright male cultivar with a pyramidal shape. Fan shaped green foliage turns golden yellow in fall.

Excellent street tree.

**B&B, Container**

Ginkgo 'Autumn Gold'



## Ginkgo Biloba 'Menhir' PP24,226



### **Skinny Fit™ Maidenhair Tree PW**

Size: 15-16'H x 3-4'W

Zone 3

An upright, compact, columnar shaped Ginkgo. The fan shaped foliage is blue/green in the summer and turns a buttery yellow in the fall.

**Container**

Ginkgo 'Menhir'



## Ginkgo Biloba 'Princeton Sentry'

### **Princeton Sentry Maidenhair Tree**

Size: 40-50'H x 20-25'W

Zone 3

A slow growing, upright, columnar male cultivar with a narrow crown. Fan shaped green foliage turns golden yellow in fall. Excellent street tree.

**Container**

## Ginkgo Biloba 'Saratoga'



### **Saratoga Maidenhair Tree**

Size: 30-50'W x 30'W

Zone 3

A slow growing upright, rounded tree that is a male variety. Fan shaped, elongated emerald green foliage turns golden yellow in fall. Deer resistant.

**Container**

Ginkgo 'Saratoga'



## **GLEDITSIA**

### Gleditsia Triacanthos 'Golden Locust'



#### **Golden Honeylocust**

Size: 30-40'H x 30-35'W

Zone 3

Upright, spreading, with a pyramidal to upright shape. Bright yellow new growth in the spring, green in the summer, and golden yellow in the fall.

**Container**

Gleditsia 'Golden Locust'



### Gleditsia Triacanthos 'Select'



#### **Green Honeylocust**

Size: 50-60'H x 30-35'W

Zone 3

A broad pyramidal shaped tree with dark green foliage becoming yellow in fall.

**Container**

Gleditsia 'Select'



## **HAMAMELIS**

### *Hamamelis Mollis 'Pallida'*



#### **Pallida Chinese Witch Hazel**

Size: 10-15'H x 10-15'W

Zone 5

An upright, rounded shrub with fragrant yellow flowers that appear on bare branches in winter. Foliage is green.

**Container**

Hamamelis 'Pallida'



## Hamamelis X Int. 'Arnolds Promise'



### Arnold Promise Witch Hazel

Size: 20'H x 20'W

Zone 5

A vase shaped small to medium shrub with deep fragrant yellow flowers that appear on bare branches in winter.

**Container**

## Hamamelis X Intermedia 'Diane'



### Diane Witch Hazel

Size: 8-12'H x 8-12'W

Zone 5

A rounded shrub with crimson red flowers that appear on bare branches in winter. Foliage is green before turning a rich orange/red in fall.

**Container**

Hamamelis 'Arnolds Promise'



## Hamamelis X Intermedia 'Jelena'



### Jelena Witch Hazel


Size: 15-20'H x 10-15'W

Zone 5

An upright, rounded shrub with rich coppery flowers that appear on bare branches in winter. Foliage is green.

**Container**

Hamamelis 'Jelena'



## HEPTACODIUM

### Heptacodium Miconioides

#### Seven-Son Flower

Size: 20'H ; Zone 5

A fast growing, upright, multi-stemmed deciduous shrub with unusual peeling bark and dark green foliage. Clusters of small, fragrant white flowers appear in late summer and afterwards the surrounding calyx turns a bright red.

**Container**

Hibiscus 'Blue Bird'



Hibiscus Magenta Chiffon®



Hibiscus 'Pink Chiffon®



Hibiscus 'Aphrodite'



## HIBISCUS

### Hibiscus Syriacus (Tree Form)



#### Rose Of Sharon

Size: 10'H x 6'W

Zone 5

A small medium sized plant grown in tree form. It is an upright, dense slender plant with bright green foliage. Flowers bloom continuously from July to Sept.

'Aphrodite' (single, pink, red eye)

**B&B**

'Blue Bird' (single, lilac-blue, maroon eye)

**Container**

'Danica' (double, white-raspberry pink, ruffled)

**Container**

Magenta Chiffon® PP29,683 PW (double)

**Container**

'Minerva' (single, lavender, purple eye)

**Container**

Pink Chiffon® PP24,336 PW (double)

**Container**

Hibiscus 'Danica'



Hibiscus 'Minerva'





## HYDRANGEA

Hydrangea Incrediball® PP20,571 PW



### Incrediball® Hydrangea

Size: 4-5'H x 4-5'W

Zone 3

Dark green foliage with massive, round flower heads that start as lime green, mature to white, and fade to green in late summer.

**Container**

Hydrangea pan. Bobo® PW



### Bobo® PP22,782 Hydrangea

Size: 2-3'H x 3-4'W

Zone 3

Compact and mounded with medium green foliage with large, upright upright creamy white blooms aging to pink and blush tones.

**Container**

Hydrangea pan. Limelight Prime® PW



### Limelight Prime® PP32,511 Hydrangea

Size: 4-6'H x 4-6'W

Zone 3

Compact and upright with dark green foliage with large, upright upright cone shaped panicles in bright green transitioning to pink and red.

**Container**

Hydrangea pan. Little Lime Punch® PW



### Little Lime Punch® PP33,207 Hydrangea

Size: 3-5'H x 3-5'W

Zone 3

Rounded, compact, and dense shape with dark green leaves and flowers that start a bright lime green and mature to soft pinks and eventually to raspberry/magenta.

**Container**

Hydrangea pan. Puffer Fish® PW



### Puffer Fish® PP35,316 Hydrangea

Size: 3-5'H x 3-5'W

Zone 3

Compact with blooms that are round, puffball-like clusters.

The large, rounded panicles start as lime green maturing to creamy white and transition to rich pinks in the fall.

**Container**

Hydrangea Paniculata 'Dolly' – Std.

### Dolly Hydrangea on Std.

Size: 5-6'H x 5-6'W

Zone 3

A round shaped plant in a tree form with green foliage.

Large panicles of creamy-white flowers appear in summer.

**Container**

## Hydrangea Paniculata 'Grandiflora' – Std.

### **Pee Gee Hydrangea on Std.**

Size: 8-10'H x 4-6'W

Zone 3

A broad, oval shaped plant in a tree form. Foliage is blue/green.

Large panicles of white flowers appear in summer.

**Container**

## Hydrangea Quercifolia 'Ruby Slippers' ★

### **Ruby Slippers Oakleaf Hydrangea**

Size: 3-4'H x 5'W

Zone 5

A small deciduous shrub. Foliage is green. Large white

flowers appear in summer and quickly turn a deep pink.

**Container**

## Hydrangea Quercifolia 'Snow Queen'

### **Snow Queen Oakleaf Hydrangea**

Size: 4-6'H x 5-6'W

Zone 5

A vase shaped shrub with dark green foliage becoming burgundy in the fall. Clusters of white flowers emerge in

mid-summer becoming rose/pink in fall.

**B&B, Container**

Hydrangea 'Grandiflora' Std.



## **HYDRANGEA- TREE FORM**

## Hydrangea pan. 'Limelight' PW ★

### **Limelight Hardy Hydrangea- Std.**

Size: 6-8'H x 4-5'W

Zone 3

Upright, rounded form of the tree is great for adding visual interest.

The large, cone-shaped panicles emerge in bright lime-green, transition to creamy white and mature to pink and reds. **Container**

Hydrangea 'Limelight'



## Hydrangea pan. Little Lime® PW ★

### **Little Lime® PP22,330 Hydrangea- Std.**

Size: 4-6'H x 3-4'W

Zone 3

Compact and tidy with a naturally rounded, uniform shape. The rounded, cone-shaped panicles start as lime green, transition to creamy white and mature to soft pink. **Container**

Hydrangea Little Lime®



## Hydrangea pan. 'SMNHPH' PW ★

### **Quick Fire Fab® PP32,513 Hydrangea- Std.**

Size: 5-7'H x 4-5'W

Zone 3

Upright, rounded habit with a clean, structured shape. It blooms earlier than most with flowers that begin as a creamy white and turn a deep pink or even a rich red as they age. **Container**

Hydrangea Quick Fire Fab®



## Hydrangea pan. Vanilla Strawberry™ ★

### **Vanilla Strawberry™ PP20,670 Hydrangea- Std.**

Size: 4-6'H x 3-5'W

Zone 3

Upright and rounded, the leaves are dark green and oval-shaped.

The blooms start as creamy white and shift to pale pink that deepen to strawberry/raspberry in the fall. **Container**

Hydrangea Vanilla Strawberry™



## ILEX

Ilex Crenata 'Sky Pencil'

### Sky Pencil Japanese Holly

Size: 6-8'H x 2-3'W

Zone 6

A narrow, columnar shrub with dark green foliage **B&B**

## JUNIPERUS

Juniperus Chinensis 'Daub's Frosted' – Std.

### Daub's Frosted Juniper on Std.

Size: 2'H on std. x 5'W

Zone 4

A spreading, horizontal mound with frosted gold foliage.

**B&B**

Juniperus Chinensis 'Spartan'

### Spartan Juniper

Size: 12-15'H x 3-5'W

Zone 4

A rapid growing dense, pyramid shaped evergreen with dark green foliage.

**B&B**

Juniperus Communis 'Gold Cone' ★

### Gold Cone Juniper

Size: 4-6'H x 2-3'W

Zone 4

A narrow, columnar shape with bright golden-yellow foliage.

**B&B**

Juniperus Scopulorum 'Moonglow' ★

### Moonglow Juniper

Size: 20'H x 8'W

Zone 3

A broad pyramidal evergreen with dense silver/blue foliage.

**Container**

Juniperus Scopulorum 'Wichita Blue' ★

### Wichita Blue Juniper

Size: 10-15'H x 4-6'W

Zone 3

A pyramidal, branched upright habit with dense blue foliage.

**Container**

Juniperus Squamata 'Blue Star'

### Blue Star Juniper

Size: 2'H on std. x 3-4'W

Zone 4

An irregular mound with dense branches and steel blue foliage.

**B&B**

Juniper squamata 'Blue Star'



Juniperus Virginiana 'Skyrocket' ★

### Skyrocket Juniper

Size: 15-20'H x 2-3'W

Zone 3

A narrow, columnar fast growing juniper with silvery blue foliage.

**Container**

## Juniperus Virginiana 'Taylor'



### Taylor Juniper

Size: 15-20'H x 3-5'W

Zone 4

An upright, narrow evergreen conifer. The foliage is blue-green to silver-blue.

**Container**

## LARIX

### Larix Decidua 'Pendula'



### Weeping European Larch

Size: 8-12'H x 10-12'W

Zone 3

An irregular, horizontal crown with a twisted trunk. Foliage is bright green becoming bright yellow in fall.

**B&B, Container**

Larix dec. 'Pendula'



## LIQUIDAMBAR

### Liquidambar Styraciflua



### Sweetgum

Size: 60-75'H x 40-50'W

Zone 5

A pyramidal shaped tree with corky bark that is narrow when young, becoming broad with age. Foliage is deep green turning red, yellow, and purple in the fall.

**Container**

Liquidambar Styraciflua



### Liquidambar Sty. 'Aurea'

### Variegated Sweetgum

Size: 70'H x 50'W

Zone 5

A tall upright tree with yellow and green splattered foliage. The foliage turns shades of red, yellow, orange and purple in the fall.

**B&B**

### Liquidambar Sty. 'Silver King'

### Silver King Sweetgum

Size: 40-50'H x 26'W

Zone 5

An oval, upright tree The foliage is a variegated green with white margins. The foliage turns shades of red, plum and purple in the fall.

**B&B**

### Liquidambar Sty. 'Slender Silhouette'



### Slender Silhouette Sweetgum

Size: 60'H x 8'W

Zone 5

A narrow, upright tree with dark green foliage that turns red, yellow, and purple in the fall.

**Container**

Liquidambar 'Slender Silhouette'





## MAGNOLIA

### Magnolia Soulangiana

#### Saucer Magnolia

Size: 20-25'H x 20-25'W

Zone 5

An irregular shaped, multi-trunk tree with a spreading habit.

Foliage is dark green turning yellow in fall. Pink & white saucer shaped flowers appear in spring on bare branches.

**B&B**

### Magnolia Grand. 'Bracken's Brown Beauty'★

#### Bracken's Brown Beauty Magnolia

Size: 20-30'H x 10-15'W

Zone 6

Evergreen leaves are dark green with copper or rust felt like underside.

The flowers are a creamy white and fragrant. **Container**

### Magnolia Grandiflora 'Kay Parris'



#### Kay Parris Magnolia

Size: 10-15'H x 6-8'W

Zone 6

Dark green evergreen leaves with a distinctive copper-brown underside.

The flowers are large creamy white and fragrant **Container**

### Magnolia Hybrid 'Dr. Merrill'



#### Dr. Merrill Magnolia

Size: 15-25'H x 10-15'W

Zone 5

A graceful, rounded habit growing to a small to medium sized tree.

Large, glossy green leaves are the backdrop to the star-shaped, white flowers. The fragrance is lightly sweet. **Container**

### Magnolia Hybrid 'Galaxy'



#### Galaxy Magnolia

Size: 30-35'H x 15-20'W

Zone 5

A narrow cone-like tree with bright green foliage. Large reddish/purple flowers appear in late spring. **B&B**

### Magnolia Hybrid 'Genie'



#### Genie Magnolia

Size: 10-15'H x 8-12'W

Zone 5

A compact, bushy shape with a rounded crown. The large, glossy dark leaves turn yellow before dropping in the fall. The flowers are vibrant pink with white interiors. **Container**

### Magnolia Hybrid 'The Girls'



#### The Girls Magnolia

Size: 10-15'H x 5-10'W

Zone 4

A small, upright spreading tree with medium green foliage.

Reddish/purple flowers appear in spring. **B&B**

## Magnolia Hybrid 'Jane'

### Jane Magnolia

Size: 10-15'H x 5-10'W

Zone 4

A small, upright spreading tree with medium green foliage.

Lightly fragrant reddish purple flowers with pale pink centers appear in spring.

**B&B**

## Magnolia Hybrid 'Leonard Messel'



### Leonard Messel Magnolia

Size: 15-20'H x 12-15'W

Zone 5

A small-medium tree with an upright, rounded shape.

The flowers are large pale pink on the outside, fading to light purple or magenta on the inside.

**Container**

Magnolia 'Leonard Messel'



## Magnolia Hybrid 'Rustica Rubra'



### Rustica Rubra Magnolia

Size: 15-20'H x 10-15'W

Zone 5

A compact, rounded to upright form with large, glossy, dark green leaves. The flowers are a rich magenta to reddish-pink.

**B&B**

## Magnolia Stellata 'Royal Star'



### Royal Star Magnolia

Size: 10-20'H x 8-15'W

Zone 5

A round, upright spreading shrub with green foliage becoming yellow to bronze in fall. Fragrant, large, double white flowers appear in spring. Also sell tree form.

**B&B, Container**

Magnolia stellata 'Royal Star'



## Magnolia X 'Vulcan'



### Vulcan Magnolia

Size: 15'H x 10'W

Zone 5

Tree has an open branched, upright shape when young, becoming rounded with age. The foliage is green and showy dark purple goblet shaped flowers appear in spring.

**Container**

## Magnolia Virginiana



### Sweet Bay Magnolia

Size: 12-20'H x 12-20'W

Zone 5

An upright, rounded semi-evergreen shrub with bright, glossy green foliage. Lemon-scented, creamy white flowers emerge in summer.

**Container**

## Magnolia Acuminata 'Butterflies'



### Butterflies Magnolia (Tree Form)

Size: 20-30'H x 20'W

Zone 4

A pyramid shaped tree with green foliage. Rich, yellow flowers appear in early spring.

**Container**

## Magnolia Acuminata 'Elizabeth'



### Elizabeth Magnolia (Tree Form)

Size: 25-40'H x 12-20'W

Zone 5

An upright, pyramid shaped tree with dark green foliage.

Fragrant, yellow flowers appear in spring on bare branches.

Container

## Magnolia Acuminata 'Sunburst'



### Sunburst Magnolia (Tree Form)

Size: 12-15'H x 10-12'W

Zone 5

A compact, ornamental tree with large, glossy, dark green leaves.

The flowers are a large, creamy yellow and fragrant.

Container

Magnolia 'Elizabeth'



## MALUS

## Malus Domestica 'Fuji'



### Fuji Semi Dwarf Apple

Size: 12-24'H x 12-24'W

Zone 5

Single variety semi dwarf apple trees budded on

M.7 EMLA understock. Fruit ripens in mid-October with a mild sweet flavor.

Container

Malus domestica 'Fuji'



## Malus Domestica 'Gala'



### Gala Semi Dwarf Apple

Size: 15-20'H x 15-20'W

Zone 4

Single variety semi dwarf apple trees budded on

M.7 EMLA understock. Fruit ripens in mid-September and is a crisp apple with a tangy-sweet flavor.

Container

Malus domestica 'Gala'



## Malus Domestica 'Honeycrisp'



### Honeycrisp Semi Dwarf Apple

Size: 14-18'H x 14-18'W

Zone 3

Single variety semi dwarf apple trees budded on

M.7 EMLA understock. Fruit ripens in mid-September to mid-October and has a crisp, juicy texture with a sweet-tart flavor.

Container

Malus 'Honeycrisp'



## METASEQUOIA

## Metasequoia glyptostroboides 'Gold Rush'★

### Gold Rush Redwood

Size: 15-20'H x 8-12'W

Zone 5

A dwarf cultivar of the dawn redwood known for its striking golden-yellow foliage and upright, conical form. This tree has year-round interest.

Container

Metasequoia 'Gold Rush'



## NYSSA

Nyssa sylvatica 'Wildfire'



### Wildfire Tupelo

Size: 15-20'H x 10-15'W

Zone 5

Slow to moderate growth with a compact, pyramidal form with a well balanced crown. In fall, the leaves transform into an explosion of red, purple, and orange hues.

**Container**

## PARROTIA

Parrotia Persica 'Vanessa'



### Vanessa Upright Ironwood Tree

Size: 28'H x 10-14'W

Zone 5

A narrow, columnar tree with medium-dark green foliage that becomes yellow, orange, red in fall.

**B&B**

## PICEA

Picea Abies 'Cupressina'



### Columnar Norway Spruce

Size: 32-49'H x 10-13'W

Zone 2

An evergreen tree with an upright, columnar shape.

The needles are short, stiff, and dark green.

**Container**

Picea Abies 'Little Gem'- Std.



### Little Gem Norway Spruce

Size: 6-10'H x 3-5'W

Zone 3

A dwarf cultivar of the Norway Spruce, valued for its compact size. The needles are dark green and it produces small cylindrical cones.

**Container**

Picea Abies 'Pendula'



### Weeping Norway Spruce

Size: 3'+H x 10'W

Zone 3

An evergreen with weeping spreading branches and green needles. Height is 3' tall and taller if staked.

**B&B**

Picea Glauca 'Pendula'



### Weeping White Spruce

Size: 20-30'H x 6-10'W

Zone 2

A tall evergreen with weeping branches and green needles.

**Container**

Picea glauca 'Pendula'





Picea Omorika 'Nana'- Std.



**Dwarf Serbian Spruce**

Size: 5-7'H x 2-3'W

Zone 4

A compact ornamental tree with slow growth, dense dark green foliage, and a conical shape.

**Container**

Picea Omorika 'Pendula Bruns'

**Bruns Weeping Serbian Spruce**

Size: 6-8'H x 2'W in 10 yrs

Zone 4

A columnar evergreen with twisted, weeping branches and green and silver needles.

**B&B**

Picea Pungens 'Bakeri'

**Bakeri Colorado Spruce**

Size: 20-30'H x 10-20'W

Zone 2

A slow growing, pyramidal shaped evergreen with silvery blue needles and horizontal branching.

**B&B**

Picea Pungens 'Glauca Globosa' – Std.



**Dwarf Globe Blue Spruce**


Size: 3'H x 3-5'W

Zone 2

A beautifully compact, ornamental tree with striking blue foliage in a round, globe-shaped form.

**Container**

Picea pungens 'Glauca Globosa'- Std.



Picea Pungens 'The Blues'



**The Blues Colorado Spruce**

Size: 6'H x 2'W in 10 yrs

Zone 3

A staked evergreen with graceful weeping branches and bright, silver-blue needles.

**Container**

Picea pungens 'The Blues'



**PINUS**

Pinus dens. 'Umbraculifera Compacta'

**Compact Tanyosho Pine**

Size: 12'H x 18'W

Zone 4

A slow growing small tree with bright green needles and a flat topped umbrella like appearance.

**B&B**

Pinus Nigra 'Oregon Green'



**Oregon Green Austrian Pine**

Size: 10-12'H x 8-10'W in 10 years

Zone 4

Slow growing evergreen with dark rich green needles and more open form.

**Container**

Pinus 'Oregon Green'



## Pinus Thunbergii 'Thunderhead' ★

### Thunderhead Japanese Black Pine

Size: 10-12'H x 15'W

Zone 5

A shrubby, compact plant with dense, dark green needles and white candles appearing in spring.

**B&B**

Pinus 'Thunderhead'



## POPULUS

### Populus tremula 'Erecta' ★

#### Columnar Swedish Aspen

Size: 40'H x 10'W

Zone 2

A deciduous tree known for its narrow, upright growth habit. The leaves make a rustling sound in the breeze.

**Container**

Populus tremula 'Erecta'



## PRUNUS

### Prunus Cerasifera 'Thundercloud' ★

#### Thundercloud Purple Leaf Plum

Size: 20-25'H x 20'W

Zone 5

An upright, spreading, rounded tree with dense dark purple foliage. Light pink flowers appear in spring.

**Container**

### Prunus Laurocerasus ★

#### English Laurel

Size: 12'H x 8'W

Zone 6

A dense evergreen shrub that makes a nice screen or hedge. Foliage is a leathery rich green with tiny white fragrant flowers in spring.

**B&B, Container**

Prunus Laurocerasus



### Prunus Laurocerasus 'Nana' ★

#### Dwarf English Laurel

Size: 6-8'H x 6-8'W

Zone 6

A compact, evergreen shrub with dark glossy green foliage. Useful for low hedges.

**B&B, Container**

### Prunus Laurocerasus 'Otto Luyken' ★

#### Otto Luyken English Laurel

Size: 3-5'H x 6'W

Zone 6

A compact, evergreen shrub with glossy dark green leaves that can be used as a nice hedge. White flowers appear in spring followed by small summer fruit.

**B&B**

### Prunus Laurocerasus 'Schipkaensis' ★

#### Schipka Cherry Laurel

Size: 6-10'H x 6-10'W

Zone 6

A dense vase shaped plant that can be used for a hedge. The foliage is green and fragrant white flowers emerge in late spring.

**Container**

Prunus laur. 'Schipkaensis'



Prunus Serrulata 'Kwanzan'  
**Kwanzan Flowering Cherry**



Size: 30'H x 20'W

Zone 5

An upright, vase shaped tree with dark green foliage that turns a bronze/orange to orange red in the fall. Clusters of double, rosy/pink flowers emerge in spring. Also available in ground budded form.

**B&B, Container**

Prunus ser. 'Kwanzan'



Prunus Subhirtella 'Pendula'  
**Double Weeping Flowering Cherry**



Size: 12-15'H x 15-20'W

Zone 5

A small top grafted tree with weeping habit. Foliage is green. Masses of double pink flowers appear in spring. **Container**

Prunus sub. 'Pendula'



Prunus X 'Extrazam' PW  
**Weeping Extraordinaire™ Cherry**



Size: 15-20'H x 15-20'W

Zone 5

A compact size with weeping branches and large double pink blooms.

**B&B, Container**

Prunus X 'Snofozam' Snow Fountain®  
**Snow Fountain Cherry®**



Size: 12'H x 15'W

Zone 5

A small tree with weeping habit that is available as a top graft or with a serpentine trunk. Foliage is dark green before turning gold and orange in fall. Masses of pure white flowers cover the tree in spring giving it the appearance of a fountain.

**B&B, Container**

Prunus Snow Fountain®



Prunus X Yedoensis  
**Yoshino Cherry**



Size: 25-30'H x 30'W

Zone 5

A rounded tree with a spreading form and glossy green foliage that turns yellow in fall. Fragrant, single light pink flowers emerge in spring.

**Container**

Prunus Yoshino



**PYRUS**

Pyrus Calleryana Chanticleer®  
**Chanticleer® Pear**



Size: 30-35'H x 15'W

Zone 5

An upright, narrowly pyramidal shaped tree with green glossy foliage that turns reddish in fall. Clusters of white flowers cover the tree in spring.

**Container**

Pyrus calleryana Chanticleer®



## QUERCUS

Quercus Regal Prince® Oak



**Robur x bicolor 'Long'**

Size: 40-60'H x 20-25'W

Zone 4

A narrow, cylindrical, upright habit with glossy, leathery, dark green foliage with yellow-brown fall color. **Container**

Quercus Regal Prince®



Quercus Kindred Spirit® Oak



**Robur x bicolor 'Nadler'**

Size: 20-40'H x 5-10'W

Zone 4

A deciduous tree with a very tight columnar form. It has dark green foliage turning red-orange in the fall. **Container**

Quercus Kindred Spirit®



## SALIX

Salix X. Integra 'Hakuro Nishiki'



**Dappled Willow**

Size: 8'H x 6'W

Zone 4

A fast growing round shaped plant that is available in a bush form or as a small tree. Leaves in the spring emerge as a glossy bright pink before turning variegated with colors of white, pink and green. **Container**

Salix 'Hakuro Nishiki'



## SEQUOIA

Sequoia Giganteum 'Pendula'

**Weeping Giant Sequoia**

Size: 25'H x 3-4'W & wider

Zone 6

A slow growing evergreen with graceful weeping branches. **Container**

## STEWARTIA

Stewartia Pseudocamillia

**Japanese Stewartia**

Size: 12-25'H x 6-12'W

Zone 5

A deciduous tree with white flowers in early summer and dark green leaves that turn orange and red in the fall. **Container**

Stewartia Pseudocamillia



## STYRAX

Styrax Japonicus



**Japanese Snowbell**

Size: 20-30'H x 15-25'W

Zone 5

A round shaped tree with medium green foliage that turns yellowish in fall. Fragrant, bell shaped, pure white flowers appear in early summer. **B&B**



## Styrax Japonicus 'Carillon'

### Carillon Japanese Snowbell

Size: 8-12'H x 6-8'W

Zone 5

A small mounding tree with wide spread weeping branches. The green foliage turns yellow in fall. Small bell-shaped white flowers appear in spring.

**B&B**

## Styrax Japonicus 'Emerald Pagoda'

### Emerald Pagoda Japanese Snowbell

Size: 20-30'H x 15'W

Zone 5

A pyramidal to round shaped deciduous tree with dark green foliage and clusters of white, fragrant flowers that appear in late spring. Foliage turns yellow in fall.

**B&B**

## Styrax Jap. 'JI Weeping' PP23,755

### Marley's Pink Japanese Snowbell

Size: 8-10'H x 5'W

Zone 5-8

A small tree with a weeping habit. The dark, glossy green foliage turns a bright lemon yellow in the fall. Pink flowers that smell like cotton candy appear in spring.

**B&B**

## Styrax Japonicus Starway to Heaven® PW★

### Japanese Snowbell PP35,353

Size: 12-18'H x 5-8'W

Zone 5

A fragrant five petalled flower that blooms in the spring and again in the fall. The deep green foliage turns red in the fall.

**Container**

Styrax Starway to Heaven®



## SYRINGA

### Syringa Meyeri 'Palibin' on Std. ★

#### Dwarf Korean Lilac on Std.

Size: 4-8'H x 5-7'W

Zone 3

A small globe shaped plant with deep green foliage. Fragrant pink/lavender flowers emerge in late spring. Plant is available as a shrub or on a standard.

**B&B**

Syringa meyeri 'Palibin' – Std.



### Syringa Patula 'Miss Kim' ★

#### Miss Kim Korean Lilac

Size: 6-8'H x 6-8'W

Zone 3

A rounded plant with dark glossy green foliage that becomes burgundy/red in fall. Fragrant light lavender/blue flowers appear in spring. Plant is available as a shrub or on a standard.

**B&B**

## Syringa Reticulata Ivory Silk®



### Ivory Silk® Japanese Tree Lilac

Size: 20-25'H x 15'W

Zone 3

An upright spreading tree that becomes rounded with age.

Foliage is dark green. Large plumes of creamy white panicles cover the tree in early summer.

**Container**

## Syringa Vulgaris



### French Lilac

Size: 6-10'H x 6-10'W

Zone 3

An upright, round shaped shrub with green foliage and fragrant spring blooms.

**B&B**

'Ludwig Spaeth' (single, purple)

'President Grevy' (double, blue)

'Sensation' (single, purple with white border)

'Yankee Doodle' (single, deep purple)

## Syringa X Bloomerang® Dark Purple- Std.★

### Dark Purple Reblooming Lilac PW PP26,549

Size: 4-10'H x 4-6'W

Zone 3

A deciduous tree with purple/pink single flowers that give a sweet fragrance. This plant will bloom in late April and May and again in August. Dark green leaves.

**Container**

Syringa Bloomerang® Dark Purple



## THUJA

### Thuja Occidentalis 'Smaragd'



#### Emerald Green Arborvitae

Size: 15'H x 3-4'W

Zone 3

A narrow, pyramidal shaped evergreen with dense emerald green foliage. Makes an excellent privacy screen.

**Container**

Thuja Emerald Green



### Thuja Occidentalis 'Yellow Ribbon'



#### Yellow Ribbon Arborvitae


Size: 8-10'H x 2-3'W

Zone 3

An evergreen with dense golden-yellow foliage that maintains its color throughout the year.

**Container**

Thuja 'Yellow Ribbon'



### Thuja Plicata 'Excelsa'

#### Excelsa Western Red Cedar

Size: 25-35'H x 20'W

Zone 5

A fast growing, full bodied, upright conifer with dark green foliage. Makes an excellent privacy screen.

**B&B**

## Thuja Plicata 'Green Giant'



### Green Giant Western Arborvitae

Size: 40-50'H x 15-18'W

Zone 5

A fast growing, conical shaped evergreen with green foliage.

Makes an excellent privacy screen.

**B&B, Container**

Thuja 'Green Giant'



## Thuja Plicata 'Steeplechase'



### Steeplechase Arborvitae

Size: 20-30'H x 8-15'W

Zone 5

A fast growing pyramidal shrub with fine textured, rich green foliage. More narrow and shorter growing than 'Green Giant'.

**B&B, Container**

Thuja 'Steeplechase'



## Thuja Plicata 'Virescens'



### Virescens Western Arborvitae

Size: 20-25'H x 6-8'W

Zone 5

A narrow, upright evergreen with emerald green foliage.

An excellent privacy screen.

**B&B**

## VIBURNAM

## Viburnum Carlesii 'Compacta'



### Koreanspice Viburnum

Size: 3-4'H x 3-4'W

Zone 4

A rounded, upright shrub with irregular branching and green foliage. Fragrant, white/pink flowers appear in spring.

**B&B**

## Viburnum X 'Juddii'

### Judd Viburnum

Size: 6-8'H x 6-8'W

Zone 4

A rounded, compact shrub with green foliage. Fragrant, white flowers appear in spring.

**B&B**

## Viburnum Plicatum 'Kerns Pink'

### Kerns Pink Doublefile Viburnum

Size: 6-8'H x 6'W

Zone 4

A broad, round shaped shrub with green foliage. Clusters of pink snowball flowers appear in spring.

**B&B**

## Viburnum Plicatum Tom. 'Mariesii'

### Doublefile Viburnum

Size: 6-8'H x 8-10'W

Zone 5

A broadly, rounded shrub with green foliage that turns a reddish/purple in fall. Large clusters of white flowers appear in late spring.

**B&B**

## WISTERIA

Wisteria Floribunda 'Black Dragon'



**Black Dragon Japanese Wisteria**

Zone 5

A fast growing vine with a dense foliage of bright green that turn a golden yellow in the fall. The dark purple, double flowers appear in late spring or early summer.

**Container**

Wisteria Floribunda 'Royal Purple'

**Royal Purple Japanese Wisteria**

Zone 5

A fast growing twining vine that has been trained as a tree. Foliage is green and fragrant clusters of violet flowers appear in late spring early summer. Foliage becomes a bright yellow in fall.

**B&B**

Wisteria Frutescens 'Amethyst Falls'



**Amethyst Falls American Wisteria**

Zone 5

A fast growing twining vine that has been trained as a tree. Foliage is green and fragrant clusters of purple flowers appear in late spring.

**Container**

Wisteria Sinensis 'Alba'



**White Chinese Wisteria**

Zone 5

A fast growing twining vine that has been trained as a tree. Foliage is green and fragrant clusters of white flowers appear in late spring early summer

**Container**









Ekstrom Schmidt Nursery, LLC

[ekstrom.schmidt@gmail.com](mailto:ekstrom.schmidt@gmail.com)







Ekstrom Schmidt Nursery, LLC

[ekstrom.schmidt@gmail.com](mailto:ekstrom.schmidt@gmail.com)